

## MEMORANDUM

**TO:** Clackamas County Board of County Commissioners (BCC)  
**FROM:** Mary Rumbaugh, Director of Health Housing and Human Services  
Tonia Holowetzki, Director of Public & Government Affairs  
**RE:** 2025 Point in Time Count Data Revisions  
**DATE:** May 20, 2025

---

**REQUEST:** Informational update only. Staff will provide the Board with revisions to the preliminary data presented at the 2025 Point in Time Count Policy Session on May 13, 2025.

**BACKGROUND:** The Point-in-Time (PIT) Count is a count of sheltered and unsheltered people experiencing homelessness on a single night. Sheltered means staying in a safety off the streets program and unsheltered means living in a place not meant for human habitation.

For this year's PIT Count, carried out in January, the three counties contracted with Portland State University to support the regional count and conduct data analyses of regional data. The final report on the local Clackamas County PIT Count is estimated to be completed in June and the regional report by summer.

An update on the available data from the Count was shared with the Board on May 13, 2025, summarizing high level outcomes emerging in this year's data in relation to the previous regional count in January 2023 before the final report was complete. Following the policy session last week, PSU notified staff of inconsistencies in the data slides presented. Although the overall number of people experiencing homelessness, sheltered and unsheltered, remains the same as presented last week, revisions have been made among age cohorts and demographics, including gender, ethnicity, and race.

In essence, this changes the trends seen in the data. For example, instead of seeing a dramatic increase in homelessness in young adults 18-24, what emerges is actually a dramatic increase in homelessness in older adults, particularly those 55 and older. The updates to the data are detailed in the table below and a corrected slide show is also attached.

**RECOMMENDATION:** None, informational only.

Attachments:

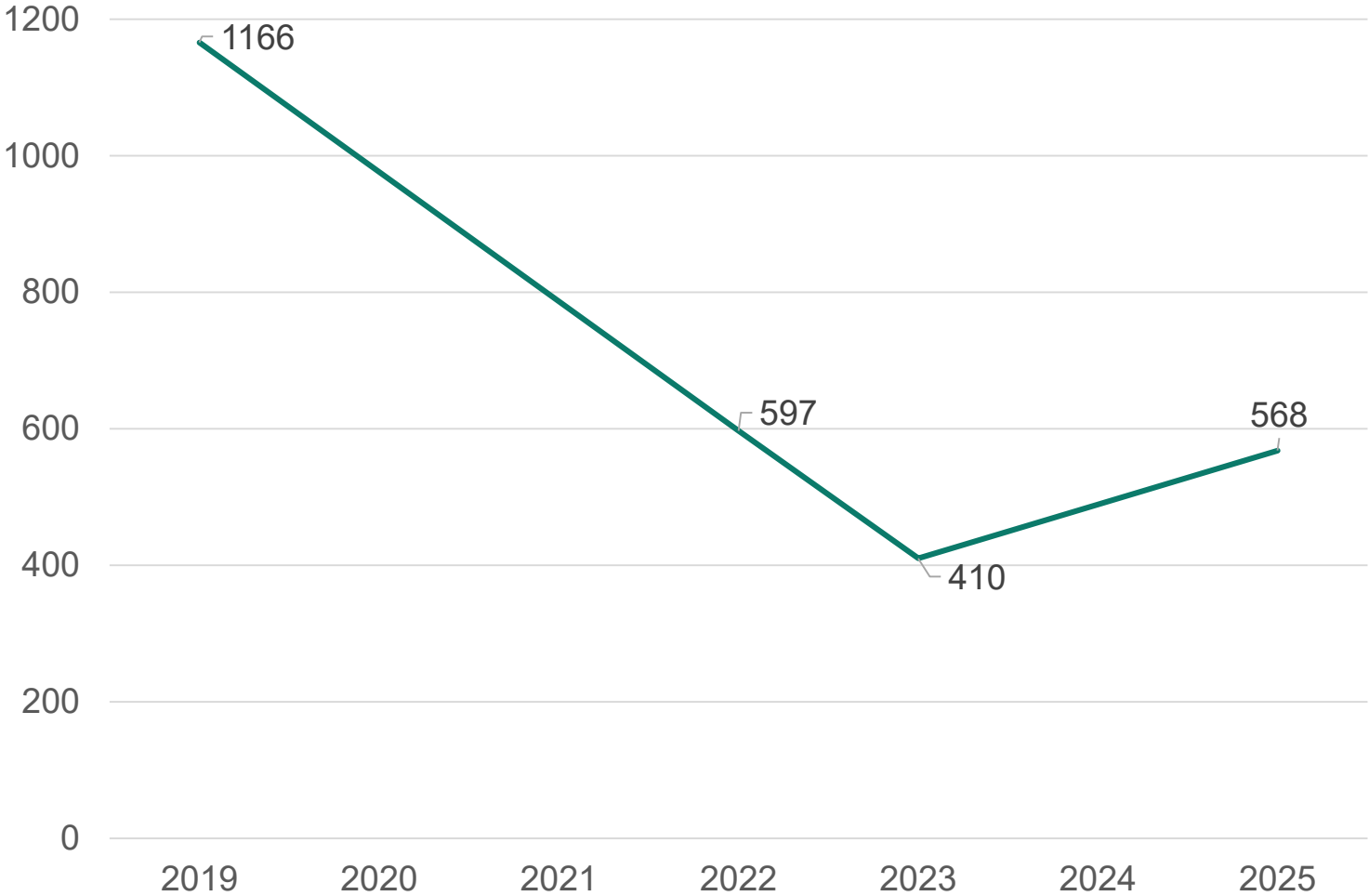
**#1:** Updated Homelessness Data Table **#2:** Corrected Slide Show

Category	Previously Released	Corrected
Chronic Homelessness	187	194
Children who were homeless	93	75
<b>Young adults who were homeless, 18-24</b>	<b>74</b>	<b>34</b>
<b>Older adults who were homeless, 55+</b>	<b>33</b>	<b>135</b>
Non-binary, transgender, questioning	7	10
Black or African American	25	24
Hispanic/Latin(a)(o)(x)	32	61
Native American/ Indigenous	27	32
Other/Multi-racial	55	43
White	401	408
Native American/ Indigenous, Sheltered	22	26
Native American/ Indigenous, Unsheltered	5	6

# 2025 Point In Time Count

*A count of people experiencing homelessness in the county on the night of January 22, 2025*

Individuals counted as  
homeless in Clackamas County  
in 2019, 2022, 2023, and 2025  
Point In Time Counts



# Summary of Changes

Category	Previously Released	Corrected
Chronic Homelessness	187	194
Children who were homeless	93	75
<b>Young adults who were homeless 18-24</b>	<b>74</b>	<b>34</b>
<b>Older adults who were homeless 55+</b>	<b>33</b>	<b>135</b>
Non-binary, transgender, questioning	7	10
Black or African American	25	24
Hispanic/Latin(a)(o)(x)	32	61
Native American/ Indigenous	27	32
Other/Multi-racial	55	43
White	401	408
Native American/ Indigenous, Sheltered	22	26
Native American/ Indigenous, Unsheltered	5	6

# Subpopulations

**2023**

**2025**

*Unsheltered homeless individuals*



**178**

43% of all counted

**358**

63% of all counted

*Chronically homeless individuals  
(frequent/ long-term homelessness)*



**248**

60% of all counted

**194**

34% of all counted

*Children who were homeless*



**63**

15% of all counted

**75**

13% of all counted

*Young adults who were homeless  
(ages 18-24)*



**25**

6% of all counted

**34**

6% of all counted

*Older adults who were homeless  
(ages 55+)*



**82**

20% of all counted

**135**

24% of all counted

# Behavioral Health

**2023**

**2025**

*Adults with a serious mental illness  
who were homeless*

**113**

28% of all counted

**99**

17% of all counted

*Adults with a substance use disorder  
who were homeless*

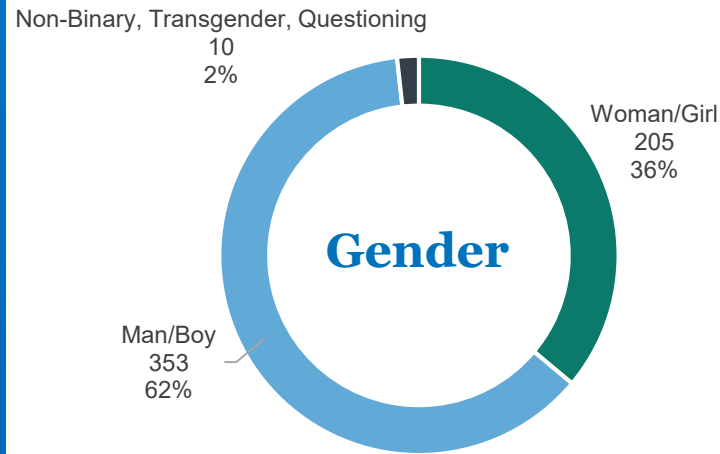
**90**

22% of all counted

**94**

17% of all counted

Additional characteristics of  
individuals counted as  
homeless in 2025



**43**  
**Families with at  
least 1 child**  
10% of all households counted

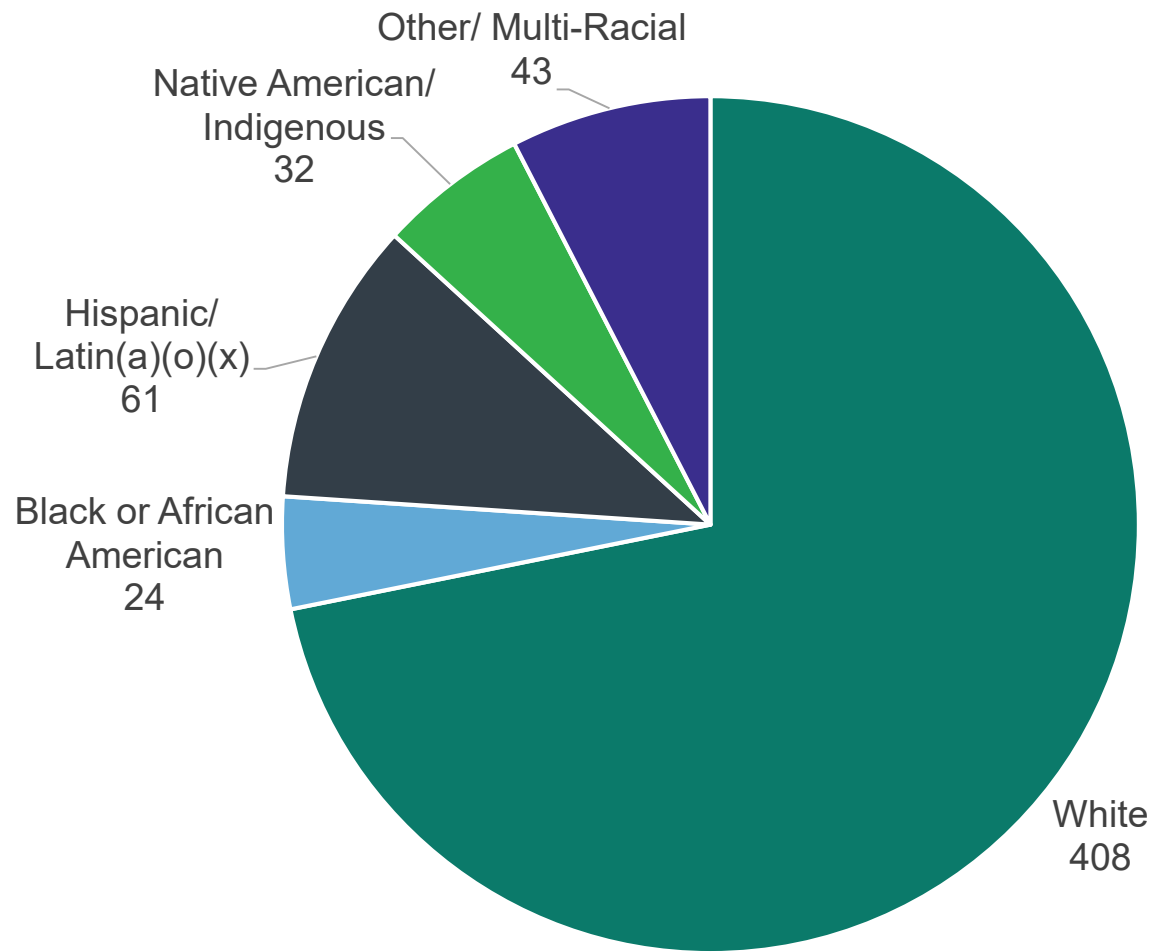


**41**  
**Veterans**  
7% of all counted



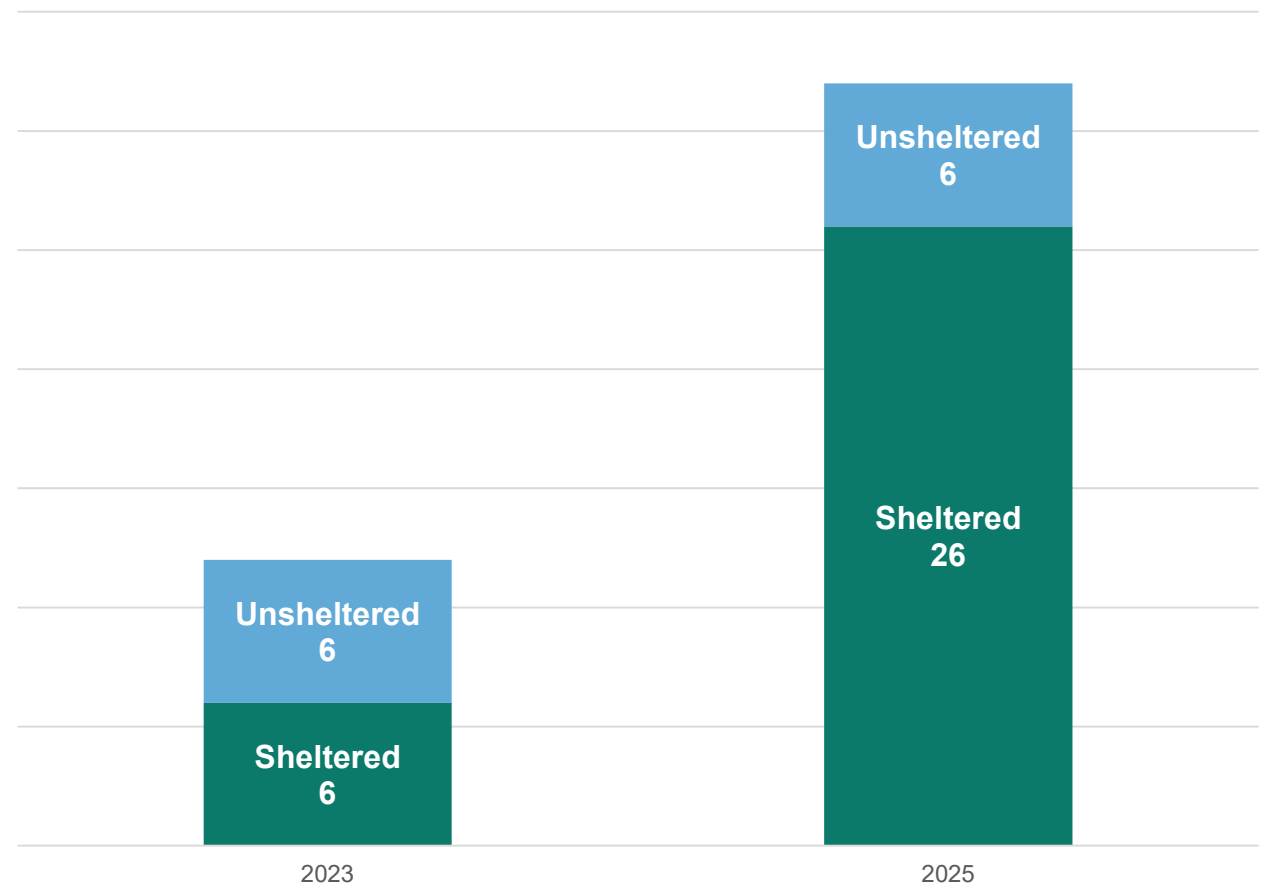
**100**  
**Adult survivors of  
domestic violence**  
18% of all counted





Race and ethnicity of  
individuals counted as  
homeless in 2025

# Native American/ Indigenous Individuals Counted as Homeless



**NAYA Shelter**  
*Aislin Tweedy, Underscore Native News*

## Expanding capacity in Clackamas County's system of care

