

# Transportation & Development

*Mission Statement*

*Creating a place you want to be!*



Proposed Budget Presentation

Fiscal Year 2026-2027

May 2026



Department of Transportation and Development (30/50/60/80)

Department Budget Summary by Fund

Line of Business	Program	FY26-27	FY26-27	FY26-27	FY26-27	FY26-27	FY26-27	FY26-27	FY26-27	FY26-27	FY26-27
		General Fund (100)	County Fair Fund (201)	Development Svcs Fund (205)	Community Services Fund (208)	Library Services (212)	Road Fund (215)	Property Resources Fund (218)	Countywide Transportation SDC Fund (223)	Public Land Cor Pres Fund (224)	
Administrative Services	Office of the Director				1,416,175			2,337,855			
Transportation Services	Traffic Safety							6,791,470			
	Transportation Engineering & Construction							24,834,209			
	Transportation Maintenance							50,169,170			
	Community Road Fund							31,264,726			
	Damascus Roads							5,986,249			
	Fleet										
Community Services	Gladstone Library							4,086,401			
	Library Support Services							7,019,514			
	Oak Lodge Library							5,507,524			
	Code Enforcement	1,539,919									
	Dog Services	3,166,667									
	Sustainability & Solid Waste	8,070,344									
	County Parks										
	Forestry										
	Property Disposition								1,266,243		
Development Services	County Surveyor	1,622,550									
	Public Land Corner	-									-
	Current Planning	4,620,500									1,402,907
	Building Codes			20,399,603							
	Septic			1,821,353							
	Development Engineering							3,375,585			
Visioning Services	Long Range Planning	1,071,673						3,001,855			
	Regional Policy Coordination							1,754,131			
	Office of Economic Development					16,275,261					
TDCS Accounting Programs	County Event Center		9,937,236								
	Tax Title Land										
	\$ Coll On Behalf of Other Agcy	3,271,420									
	Countywide TSDC									16,382,425	
	HV Joint Area TSDC									913,242	
	Dog Services Charitable Fund	502,452									
<b>TOTAL</b>		<b>23,865,525</b>	<b>9,937,236</b>	<b>22,220,956</b>	<b>17,691,436</b>	<b>16,613,439</b>	<b>129,515,251</b>	<b>1,266,243</b>	<b>17,295,667</b>	<b>1,402,907</b>	
<b>FY25-26 Budget (Amended)</b>		<b>21,896,963</b>	<b>12,484,747</b>	<b>21,321,862</b>	<b>13,153,804</b>	<b>18,004,098</b>	<b>131,596,543</b>	<b>4,603,871</b>	<b>22,633,782</b>	<b>396,347</b>	
<b>\$ Increase (Decrease)</b>		<b>1,968,562</b>	<b>(2,547,511)</b>	<b>899,094</b>	<b>4,537,632</b>	<b>(1,390,659)</b>	<b>(2,081,292)</b>	<b>(3,337,628)</b>	<b>(5,338,115)</b>	<b>1,006,560</b>	
<b>% Increase (Decrease)</b>		<b>9%</b>	<b>-20%</b>	<b>4%</b>	<b>34%</b>	<b>-8%</b>	<b>-2%</b>	<b>-72%</b>	<b>-24%</b>	<b>254%</b>	

\*General Fund Support is a subsidy, net of any other revenue received by the department.

\*\* FY26-27 FTE: The figures align to each department's updated personnel counts.



Department of Transportation and Development (30/50/60/80)

Department Budget Summary by Fund

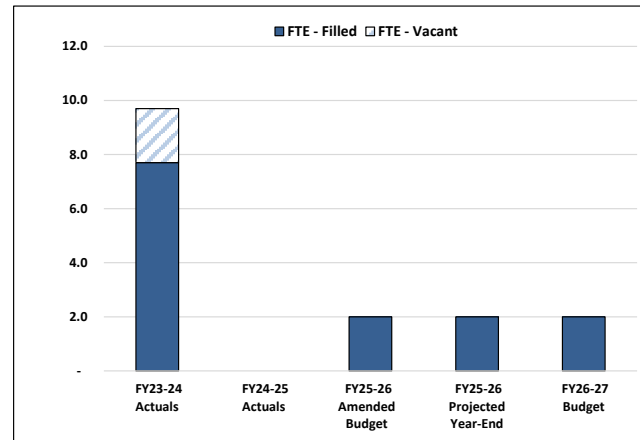
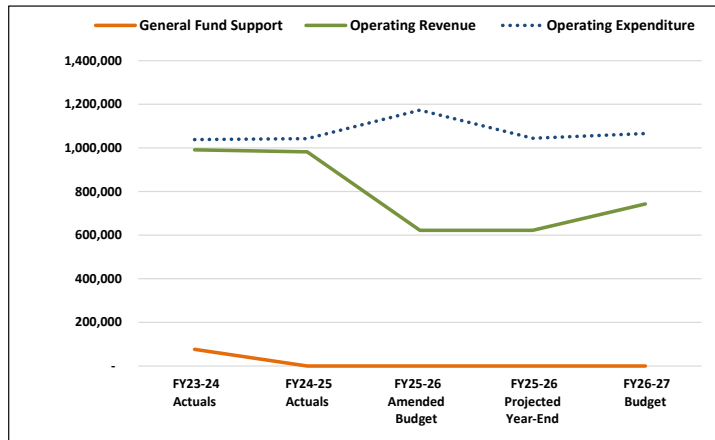
Line of Business	Program	FY26-27	FY26-27	FY26-27	FY26-27	FY26-27	FY26-27	% of	FY26-27 FTE **		
		Special Grants Fund (230)	Parks & Forestry Fund (257)	Stone Creek Golf Course (601)	Fleet Svcs Fund (770)	Total Budget	General Fund Support in Budget *	Total	Total	Filled	Vacant
Administrative Services	Office of the Director	-				3,754,030	-	0%			
Transportation Services	Traffic Safety					6,791,470	-	0%	13.2	11.2	2.0
	Transportation Engineering & Construction					24,834,209	-	0%	23.2	20.2	3.0
	Transportation Maintenance					50,169,170	-	0%	103.2	98.2	5.0
	Community Road Fund					31,264,726	-	0%			
	Damascus Roads					5,986,249	-	0%			
	Fleet				9,281,124	9,281,124	-	0%	21.0	20.0	1.0
Community Services	Gladstone Library					4,086,401	-	0%	4.9	4.9	
	Library Support Services					7,019,514	2,987,416	43%	12.0	12.0	
	Oak Lodge Library					5,507,524	-	0%	7.1	7.1	
	Code Enforcement					1,539,919	-	0%	7.0	7.0	
	Dog Services					3,166,667	1,820,376	57%	14.0	12.0	2.0
	Sustainability & Solid Waste					8,070,344	-	0%	11.9	9.9	2.0
	County Parks		4,503,527	8,826,972		13,330,499	-	0%	8.0	7.0	1.0
	Forestry		2,245,242			2,245,242	-	0%	1.0	1.0	
	Property Disposition					1,266,243	-	0%	1.0	1.0	
Development Services	County Surveyor					1,622,550	438,996	27%	7.0	7.0	
	Public Land Corner					1,402,907	-	0%			
	Current Planning					4,620,500	2,641,546	57%	14.7	14.7	
	Building Codes					20,399,603	-	0%	43.2	40.2	3.0
	Septic					1,821,353	-	0%	6.1	6.1	
	Development Engineering					3,375,585	-	0%	17.2	15.2	2.0
Visioning Services	Long Range Planning					4,073,528	321,666	8%	7.6	7.6	
	Regional Policy Coordination					1,754,131	-	0%	4.0	4.0	
	Office of Economic Development					16,275,261	-	0%	5.0	4.0	1.0
TDCS Accounting Programs	County Event Center	1,500,000				11,437,236	-	0%			
	Tax Title Land					-	-	0%			
	\$ Coll On Behalf of Other Agcy					3,271,420	-	0%			
	Countywide TSDC					16,382,425	-	0%			
	HV Joint Area TSDC					913,242	-	0%			
	Dog Services Charitable Fund					502,452	-	0%			
						-	-	0%			
	<b>TOTAL</b>	1,500,000	6,748,769	8,826,972	9,281,124	266,165,525	8,210,000	3%	342.2	318.3	24.0
	<b>FY25-26 Budget (Amended)</b>	9,174,327	7,072,269	7,936,147	9,095,217	279,369,977	7,970,561	3%	342.2	307.2	35.0
	<b>\$ Increase (Decrease)</b>	(7,674,327)	(323,500)	890,825	185,907	(13,204,452)	239,439		0.0	11.1	(11.0)
	<b>% Increase (Decrease)</b>	-84%	-5%	11%	2%	-5%	3%		0%	4%	-31%

\*General Fund Support is a subsidy, net of any other revenue received by the department.

\*\* FY26-27 FTE: The figures align to each department's updated personnel counts.

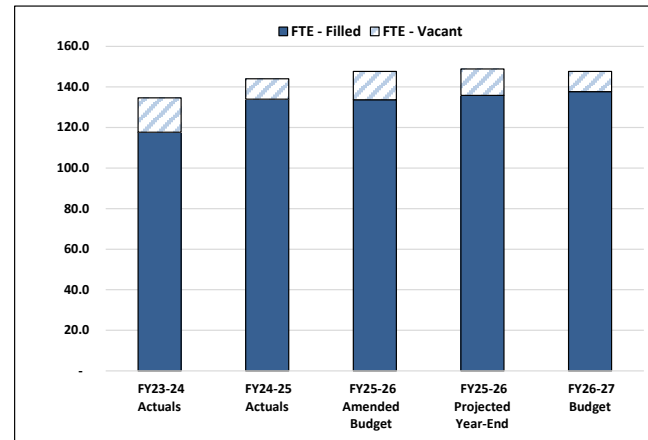
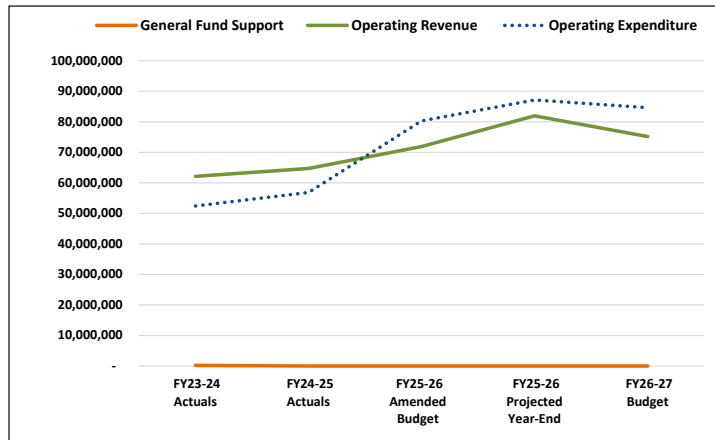
**30-Transportation & Development (DTD) / 208-Lottery Fund**  
**Summary of Revenue and Expense**

	FY23-24 Actuals	FY24-25 Actuals	FY25-26 Amended Budget	FY25-26 Projected Year-End	FY26-27 Budget	<u>Budget to Budget:</u>	
						\$ Variance	% Variance
<b>Beginning Fund Balance</b>	1,202,915	1,155,919	857,691	1,095,580	673,404	(184,287)	-21%
Taxes		-	-	-	-	-	-
Federal, State, Local, All Other Gifts		42	-	-	-	-	-
Charges, Fees, License, Permits	896,420	982,346	622,233	622,233	742,771	120,538	19%
Revenue from Bonds & Other Debts			-	-	-	-	-
All Other Revenue Resources	18,500	45	-	-	-	-	-
Other Interfund Transfers		-	-	-	-	-	-
General Fund Support	76,498	-	-	-	-	-	-
<b>Operating Revenue</b>	<b>991,418</b>	<b>982,433</b>	<b>622,233</b>	<b>622,233</b>	<b>742,771</b>	<b>120,538</b>	<b>19%</b>
<b>Total Revenue</b>	<b>2,194,333</b>	<b>2,138,351</b>	<b>1,479,924</b>	<b>1,717,813</b>	<b>1,416,175</b>	<b>(63,749)</b>	<b>-4%</b>
Personnel Services	456,528	429,107	469,749	454,970	471,346	1,597	0%
Materials and Services	581,887	610,152	703,751	564,440	594,821	(108,930)	-15%
Capital Outlay		3,512	-	25,000	-	-	-
<b>Operating Expenditure</b>	<b>1,038,415</b>	<b>1,042,771</b>	<b>1,173,500</b>	<b>1,044,409</b>	<b>1,066,167</b>	<b>(107,333)</b>	<b>-9%</b>
Debt Service	-	-	-	-	-	-	-
Special Payments	-	-	-	-	-	-	-
Transfers	-	-	-	-	-	-	-
Contingency	-	-	306,423	-	350,008	43,585	14%
<b>Total Appropriated</b>	<b>1,038,415</b>	<b>1,042,771</b>	<b>1,479,923</b>	<b>1,044,409</b>	<b>1,416,175</b>	<b>(63,748)</b>	<b>-4%</b>
Reserve for Future Expenditures	-	-	-	-	-	-	-
<b>Total Expense</b>	<b>1,038,415</b>	<b>1,042,771</b>	<b>1,479,923</b>	<b>1,044,409</b>	<b>1,416,175</b>	<b>(63,748)</b>	<b>-4%</b>
<b>Revenues Less Expenses</b>	<b>1,155,919</b>	<b>1,095,580</b>	<b>-</b>	<b>673,404</b>	<b>-</b>	<b>-</b>	<b>-</b>
<u>Full Time Equivalent (FTE)</u>				<i>As Of 04/2026</i>			
FTE - Total	9.7	-	2.0	2.0	2.0	-	-
FTE - Filled	7.7	-	2.0	2.0	2.0	-	-
FTE - Vacant	2.0	-	-	-	-	-	-



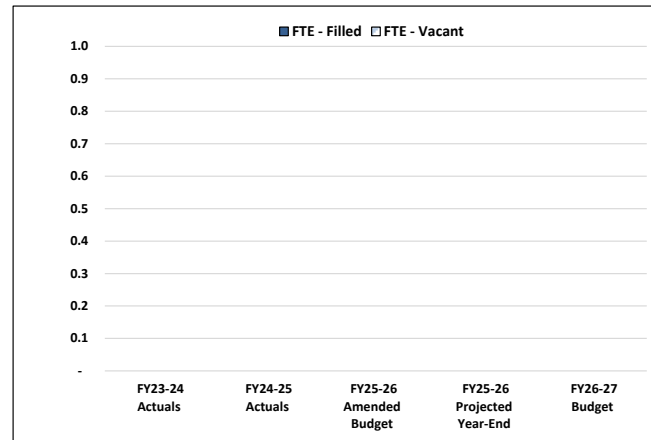
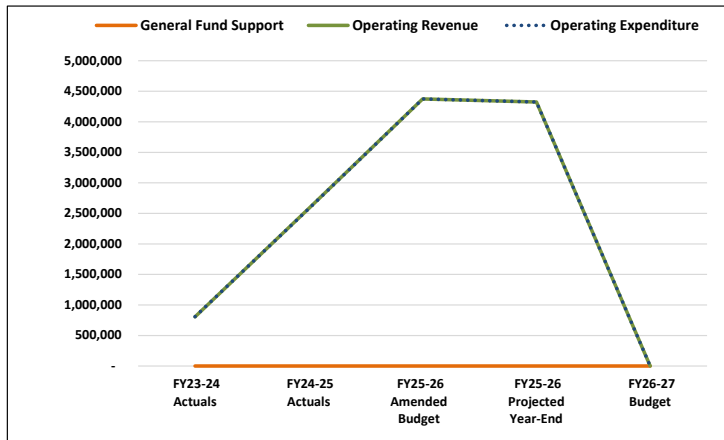
**30-Transportation & Development (DTD) / 215-Road Fund**  
**Summary of Revenue and Expense**

	FY23-24 Actuals	FY24-25 Actuals	FY25-26 Amended Budget	FY25-26 Projected Year-End	FY26-27 Budget	Budget to Budget:	
						\$ Variance	% Variance
<b>Beginning Fund Balance</b>	55,451,564	59,091,523	50,670,586	60,127,268	46,233,279	(4,437,308)	-9%
Taxes	-	-	-	-	-	-	-
Federal, State, Local, All Other Gifts	40,361,640	41,433,173	43,559,084	47,829,814	41,569,304	(1,989,780)	-5%
Charges, Fees, License, Permits	15,672,259	15,432,333	16,134,814	15,928,642	16,795,242	660,428	4%
Revenue from Bonds & Other Debts	-	-	-	-	-	-	-
All Other Revenue Resources	4,863,445	5,211,241	6,271,042	9,228,864	12,895,659	6,624,617	106%
Other Interfund Transfers	1,028,670	2,635,372	5,935,371	8,962,143	3,890,197	(2,045,174)	-34%
General Fund Support	207,623	-	-	-	-	-	-
<b>Operating Revenue</b>	<b>62,133,638</b>	<b>64,712,120</b>	<b>71,900,311</b>	<b>81,949,464</b>	<b>75,150,401</b>	<b>3,250,090</b>	<b>5%</b>
<b>Total Revenue</b>	<b>117,585,201</b>	<b>123,803,642</b>	<b>122,570,897</b>	<b>142,076,732</b>	<b>121,383,680</b>	<b>(1,187,218)</b>	<b>-1%</b>
Personnel Services	18,408,273	19,672,824	22,729,573	20,159,309	24,003,027	1,273,453	6%
Materials and Services	23,716,537	21,847,217	28,387,128	30,993,799	26,792,433	(1,594,696)	-6%
Capital Outlay	10,296,317	15,337,767	29,184,592	35,993,593	33,844,931	4,660,339	16%
<b>Operating Expenditure</b>	<b>52,421,127</b>	<b>56,857,809</b>	<b>80,301,294</b>	<b>87,146,701</b>	<b>84,640,390</b>	<b>4,339,096</b>	<b>5%</b>
Debt Service	-	-	-	-	-	-	-
Special Payments	4,790,596	4,475,589	5,200,302	6,458,000	7,128,000	1,927,698	37%
Transfers	1,281,956	2,342,977	2,506,700	2,238,752	1,889,792	(616,908)	-25%
Contingency	-	-	23,507,595	-	21,504,137	(2,003,458)	-9%
<b>Total Appropriated</b>	<b>58,493,679</b>	<b>63,676,374</b>	<b>111,515,890</b>	<b>95,843,453</b>	<b>115,162,319</b>	<b>3,646,429</b>	<b>3%</b>
Reserve for Future Expenditures	-	-	11,055,008	-	6,221,360	(4,833,648)	-44%
<b>Total Expense</b>	<b>58,493,679</b>	<b>63,676,374</b>	<b>122,570,898</b>	<b>95,843,453</b>	<b>121,383,679</b>	<b>(1,187,219)</b>	<b>-1%</b>
<b>Revenues Less Expenses</b>	<b>59,091,523</b>	<b>60,127,268</b>	<b>-</b>	<b>46,233,279</b>	<b>-</b>		
<u>Full Time Equivalent (FTE)</u>				<i>As Of 04/2026</i>			
FTE - Total	134.7	144.0	147.7	148.9	147.7	(1.2)	
FTE - Filled	117.7	134.0	133.7	135.9	137.7	1.8	
FTE - Vacant	17.0	10.0	14.0	13.0	10.0	(3.0)	



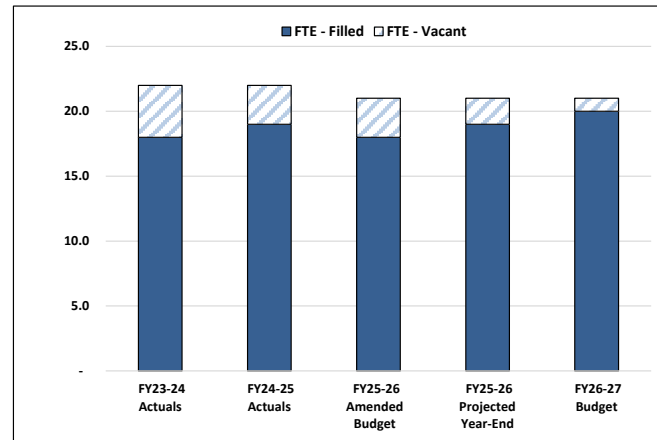
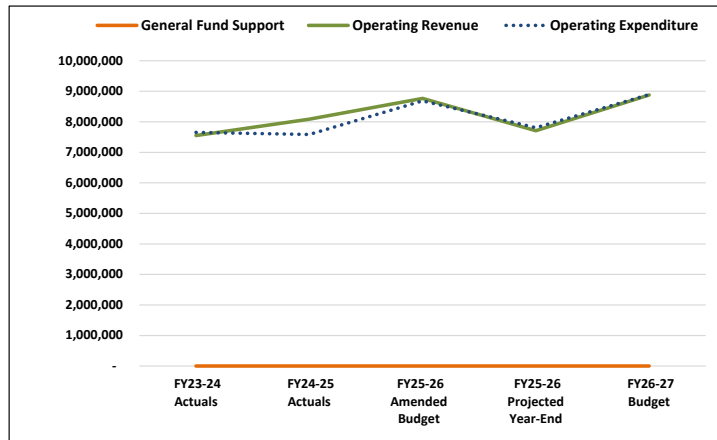
**30-Transportation & Development (DTD) / 230-Special Grants Fund**  
**Summary of Revenue and Expense**

	FY23-24 Actuals	FY24-25 Actuals	FY25-26 Amended Budget	FY25-26 Projected Year-End	FY26-27 Budget	<u>Budget to Budget:</u>	
						\$ Variance	% Variance
<b>Beginning Fund Balance</b>	-	(3,899)	-	-	-	-	-
Taxes	-	-	-	-	-	-	-
Federal, State, Local, All Other Gifts	804,239	2,580,823	4,374,327	4,323,114	-	(4,374,327)	-100%
Charges, Fees, License, Permits	-	-	-	-	-	-	-
Revenue from Bonds & Other Debts	-	-	-	-	-	-	-
All Other Revenue Resources	-	-	-	-	-	-	-
Other Interfund Transfers	-	-	-	-	-	-	-
General Fund Support	-	-	-	-	-	-	-
<b>Operating Revenue</b>	<b>804,239</b>	<b>2,580,823</b>	<b>4,374,327</b>	<b>4,323,114</b>	-	<b>(4,374,327)</b>	<b>-100%</b>
<b>Total Revenue</b>	<b>804,239</b>	<b>2,576,924</b>	<b>4,374,327</b>	<b>4,323,114</b>	-	<b>(4,374,327)</b>	<b>-100%</b>
Personnel Services	-	-	-	-	-	-	-
Materials and Services	192,157	1,739,622	3,684,750	3,887,653	-	(3,684,750)	-100%
Capital Outlay	615,980	837,302	689,577	435,462	-	(689,577)	-100%
<b>Operating Expenditure</b>	<b>808,138</b>	<b>2,576,924</b>	<b>4,374,327</b>	<b>4,323,114</b>	-	<b>(4,374,327)</b>	<b>-100%</b>
Debt Service	-	-	-	-	-	-	-
Special Payments	-	-	-	-	-	-	-
Transfers	-	-	-	-	-	-	-
Contingency	-	-	-	-	-	-	-
<b>Total Appropriated</b>	<b>808,138</b>	<b>2,576,924</b>	<b>4,374,327</b>	<b>4,323,114</b>	-	<b>(4,374,327)</b>	<b>-100%</b>
Reserve for Future Expenditures	-	-	-	-	-	-	-
<b>Total Expense</b>	<b>808,138</b>	<b>2,576,924</b>	<b>4,374,327</b>	<b>4,323,114</b>	-	<b>(4,374,327)</b>	<b>-100%</b>
<b>Revenues Less Expenses</b>	<b>(3,899)</b>	-	-	-	-	-	-
<u>Full Time Equivalent (FTE)</u>				<i>As Of 04/2026</i>			
FTE - Total	-	-	-	-	-	-	-
FTE - Filled	-	-	-	-	-	-	-
FTE - Vacant	-	-	-	-	-	-	-



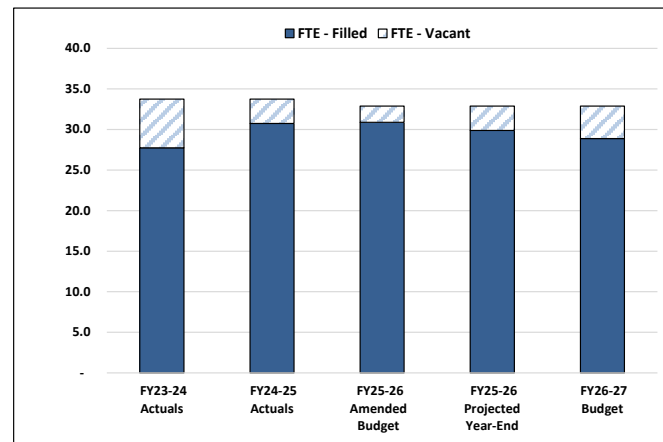
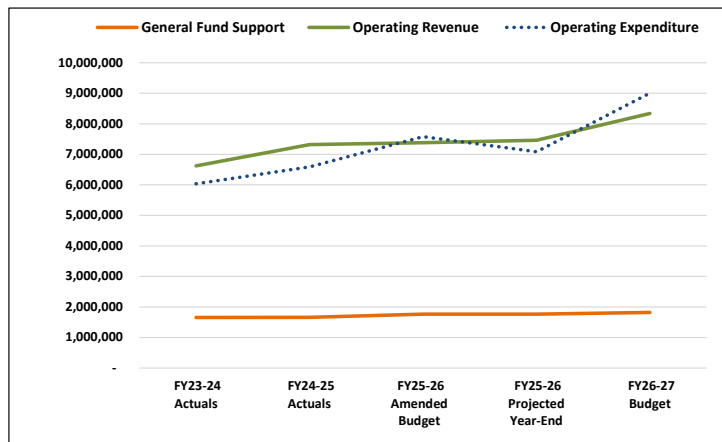
**30-Transportation & Development (DTD) / 770-Fleet Services Fund**  
**Summary of Revenue and Expense**

	FY23-24 Actuals	FY24-25 Actuals	FY25-26 Amended Budget	FY25-26 Projected Year-End	FY26-27 Budget	Budget to Budget:	
						\$ Variance	% Variance
<b>Beginning Fund Balance</b>	100,461	(4,323)	328,445	496,269	403,143	74,698	23%
Taxes	-	-	-	-	-	-	-
Federal, State, Local, All Other Gifts	93,219	-	620,000	381	650,000	30,000	5%
Charges, Fees, License, Permits	7,266,685	8,085,793	8,151,612	7,671,326	8,204,981	53,369	1%
Revenue from Bonds & Other Debts	-	-	-	-	-	-	-
All Other Revenue Resources	190,056	(389)	(4,840)	39,500	23,000	27,840	-575%
Other Interfund Transfers	-	-	-	-	-	-	-
General Fund Support	-	-	-	-	-	-	-
<b>Operating Revenue</b>	<b>7,549,960</b>	<b>8,085,404</b>	<b>8,766,772</b>	<b>7,711,207</b>	<b>8,877,981</b>	<b>111,209</b>	<b>1%</b>
<b>Total Revenue</b>	<b>7,650,422</b>	<b>8,081,081</b>	<b>9,095,217</b>	<b>8,207,476</b>	<b>9,281,124</b>	<b>185,907</b>	<b>2%</b>
Personnel Services	2,824,987	2,825,744	3,171,750	3,003,299	3,235,530	63,780	2%
Materials and Services	4,806,529	4,759,068	5,514,743	4,801,033	5,657,116	142,373	3%
Capital Outlay	23,229	-	-	-	-	-	-
<b>Operating Expenditure</b>	<b>7,654,745</b>	<b>7,584,813</b>	<b>8,686,493</b>	<b>7,804,332</b>	<b>8,892,647</b>	<b>206,153</b>	<b>2%</b>
Debt Service	-	-	-	-	-	-	-
Special Payments	-	-	-	-	-	-	-
Transfers	-	-	-	-	-	-	-
Contingency	-	-	408,724	-	388,477	(20,247)	-5%
<b>Total Appropriated</b>	<b>7,654,745</b>	<b>7,584,813</b>	<b>9,095,217</b>	<b>7,804,332</b>	<b>9,281,124</b>	<b>185,906</b>	<b>2%</b>
Reserve for Future Expenditures	-	-	-	-	-	-	-
<b>Total Expense</b>	<b>7,654,745</b>	<b>7,584,813</b>	<b>9,095,217</b>	<b>7,804,332</b>	<b>9,281,124</b>	<b>185,906</b>	<b>2%</b>
<b>Revenues Less Expenses</b>	<b>(4,323)</b>	<b>496,269</b>	<b>-</b>	<b>403,143</b>	<b>-</b>	<b>-</b>	<b>-</b>
<b>Full Time Equivalent (FTE)</b>				<i>As Of 04/2026</i>			
FTE - Total	22.0	22.0	21.0	21.0	21.0	-	-
FTE - Filled	18.0	19.0	18.0	19.0	20.0	1.0	1.0
FTE - Vacant	4.0	3.0	3.0	2.0	1.0	(1.0)	(1.0)



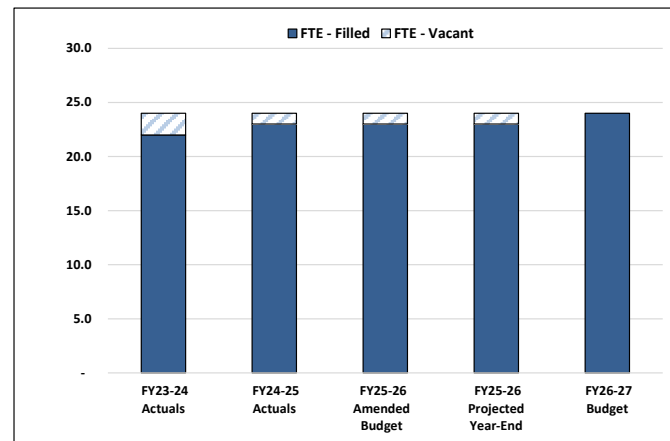
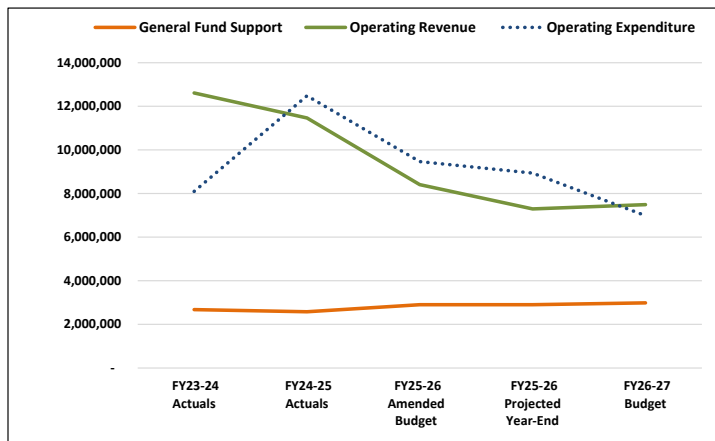
**50-Transportation & Development (DTD) / 100-General Fund  
Summary of Revenue and Expense**

	FY23-24 Actuals	FY24-25 Actuals	FY25-26 Amended Budget	FY25-26 Projected Year-End	FY26-27 Budget	Budget to Budget:	
						\$ Variance	% Variance
<b>Beginning Fund Balance</b>	3,114,075	3,531,165	3,683,744	4,187,391	4,439,031	755,287	21%
Taxes	-	-	-	-	-	-	-
Federal, State, Local, All Other Gifts	875,220	885,946	699,880	706,404	1,351,903	652,023	93%
Charges, Fees, License, Permits	1,736,574	2,132,182	2,310,816	2,397,331	2,578,414	267,598	12%
Revenue from Bonds & Other Debts	-	-	-	-	-	-	-
All Other Revenue Resources	2,354,413	2,645,929	2,580,986	2,571,392	2,552,207	(28,779)	-1%
Other Interfund Transfers	-	-	20,000	20,000	35,000	15,000	75%
General Fund Support	1,655,360	1,656,915	1,767,355	1,767,355	1,820,376	53,021	3%
<b>Operating Revenue</b>	<b>6,621,567</b>	<b>7,320,972</b>	<b>7,379,037</b>	<b>7,462,482</b>	<b>8,337,899</b>	<b>958,862</b>	<b>13%</b>
<b>Total Revenue</b>	<b>9,735,642</b>	<b>10,852,137</b>	<b>11,062,781</b>	<b>11,649,873</b>	<b>12,776,930</b>	<b>1,714,149</b>	<b>15%</b>
Personnel Services	3,847,822	4,159,170	4,782,545	4,473,330	5,206,445	423,899	9%
Materials and Services	2,158,977	2,357,451	2,746,365	2,603,963	3,723,952	977,587	36%
Capital Outlay	27,475	72,126	50,000	8,549	75,000	25,000	50%
<b>Operating Expenditure</b>	<b>6,034,274</b>	<b>6,588,746</b>	<b>7,578,911</b>	<b>7,085,843</b>	<b>9,005,396</b>	<b>1,426,486</b>	<b>19%</b>
Debt Service	-	-	-	-	-	-	-
Special Payments	-	-	-	-	-	-	-
Transfers	169,907	76,000	176,000	125,000	272,000	96,000	55%
Contingency	-	-	890,187	-	1,756,216	866,029	97%
<b>Total Appropriated</b>	<b>6,204,181</b>	<b>6,664,746</b>	<b>8,645,098</b>	<b>7,210,843</b>	<b>11,033,612</b>	<b>2,388,515</b>	<b>28%</b>
Reserve for Future Expenditures	-	-	2,417,683	-	1,743,318	(674,365)	-28%
<b>Total Expense</b>	<b>6,204,181</b>	<b>6,664,746</b>	<b>11,062,781</b>	<b>7,210,843</b>	<b>12,776,930</b>	<b>1,714,150</b>	<b>15%</b>
<b>Revenues Less Expenses</b>	<b>3,531,460</b>	<b>4,187,391</b>	<b>-</b>	<b>4,439,030</b>	<b>-</b>	<b>-</b>	<b>-</b>
<b>Full Time Equivalent (FTE)</b>				<i>As Of 04/2026</i>			
FTE - Total	33.7	33.7	32.9	32.9	32.9	-	-
FTE - Filled	27.7	30.7	30.9	29.9	28.9	(1.0)	-
FTE - Vacant	6.0	3.0	2.0	3.0	4.0	1.0	-



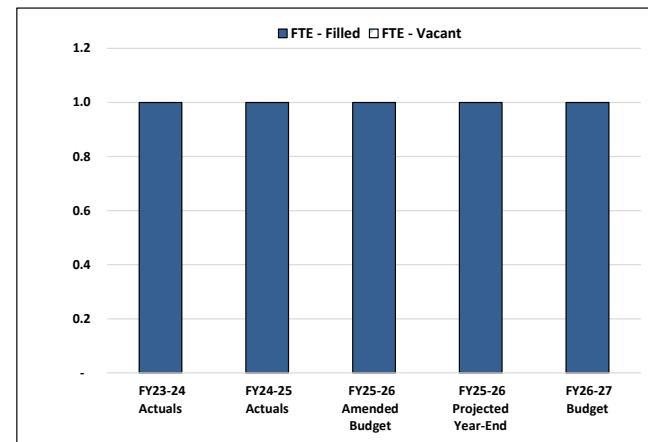
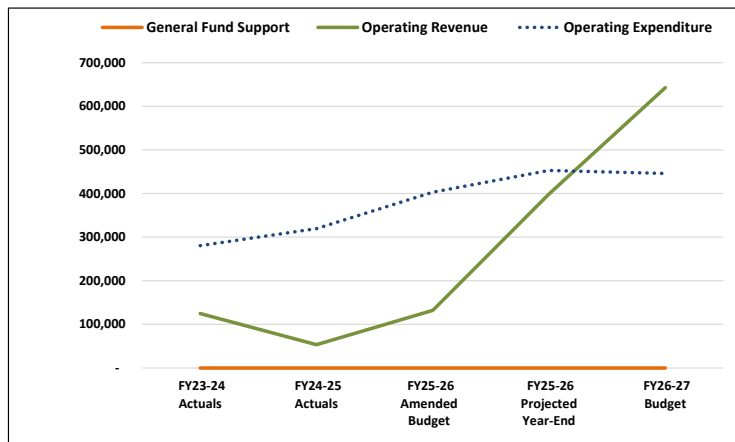
**50-Transportation & Development (DTD) / 212-Library Network**  
**Summary of Revenue and Expense**

	FY23-24 Actuals	FY24-25 Actuals	FY25-26 Amended Budget	FY25-26 Projected Year-End	FY26-27 Budget	Budget to Budget:	
						\$ Variance	% Variance
<b>Beginning Fund Balance</b>	7,620,886	12,072,726	9,596,768	11,005,993	9,117,783	(478,985)	-5%
Taxes	-	-	-	-	-	-	-
Federal, State, Local, All Other Gifts	3,952,198	3,194,444	3,183,873	3,183,873	3,314,691	130,818	4%
Charges, Fees, License, Permits	83,497	78,537	305,021	65,100	65,500	(239,521)	-79%
Revenue from Bonds & Other Debts	-	-	-	-	-	-	-
All Other Revenue Resources	1,231,599	1,192,648	1,918,344	1,146,968	1,128,050	(790,294)	-41%
Other Interfund Transfers	4,666,189	4,417,602	100,000	-	-	(100,000)	-100%
General Fund Support	2,680,451	2,579,757	2,900,092	2,900,092	2,987,416	87,324	3%
<b>Operating Revenue</b>	<b>12,613,934</b>	<b>11,462,988</b>	<b>8,407,330</b>	<b>7,296,033</b>	<b>7,495,657</b>	<b>(911,673)</b>	<b>-11%</b>
<b>Total Revenue</b>	<b>20,234,820</b>	<b>23,535,714</b>	<b>18,004,098</b>	<b>18,302,026</b>	<b>16,613,439</b>	<b>(1,390,659)</b>	<b>-8%</b>
Personnel Services	3,305,734	3,600,172	4,035,526	3,975,318	4,198,240	162,714	4%
Materials and Services	2,290,343	2,586,631	3,612,186	2,998,629	2,466,296	(1,145,889)	-32%
Capital Outlay	2,499,319	6,297,250	1,820,000	1,960,597	322,890	(1,497,110)	-82%
<b>Operating Expenditure</b>	<b>8,095,397</b>	<b>12,484,052</b>	<b>9,467,712</b>	<b>8,934,544</b>	<b>6,987,427</b>	<b>(2,480,285)</b>	<b>-26%</b>
Debt Service	-	-	-	-	-	-	-
Special Payments	66,697	45,668	360,000	249,700	58,700	(301,300)	-84%
Transfers	-	-	-	-	-	-	-
Contingency	-	-	5,877,044	-	8,513,137	2,636,093	45%
<b>Total Appropriated</b>	<b>8,162,094</b>	<b>12,529,720</b>	<b>15,704,756</b>	<b>9,184,244</b>	<b>15,559,264</b>	<b>(145,492)</b>	<b>-1%</b>
Reserve for Future Expenditures	-	-	2,299,342	-	1,054,176	(1,245,166)	-54%
<b>Total Expense</b>	<b>8,162,094</b>	<b>12,529,720</b>	<b>18,004,098</b>	<b>9,184,244</b>	<b>16,613,440</b>	<b>(1,390,658)</b>	<b>-8%</b>
<b>Revenues Less Expenses</b>	<b>12,072,726</b>	<b>11,005,994</b>	<b>-</b>	<b>9,117,782</b>	<b>-</b>	<b>-</b>	<b>-</b>
<u>Full Time Equivalent (FTE)</u>				<i>As Of 04/2026</i>			
FTE - Total	24.0	24.0	24.0	24.0	24.0	-	-
FTE - Filled	22.0	23.0	23.0	23.0	24.0	1.0	1.0
FTE - Vacant	2.0	1.0	1.0	1.0	-	(1.0)	(1.0)



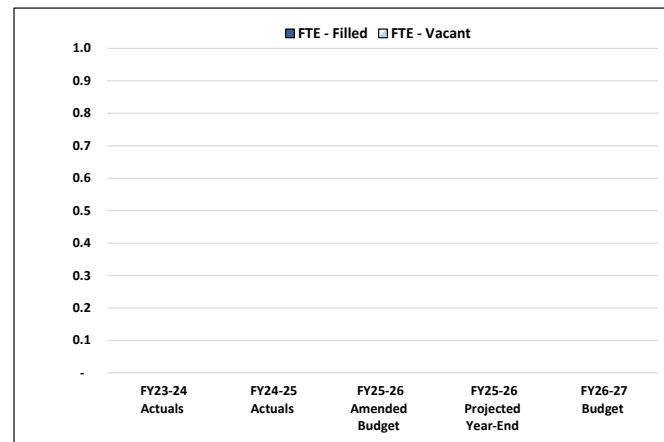
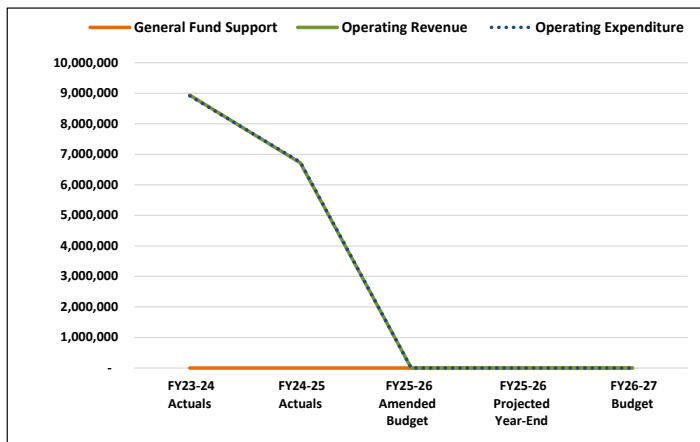
**50-Transportation & Development (DTD) / 218-Property Resources Fund**  
**Summary of Revenue and Expense**

	FY23-24 Actuals	FY24-25 Actuals	FY25-26 Amended Budget	FY25-26 Projected Year-End	FY26-27 Budget	<u>Budget to Budget:</u>	
						\$ Variance	% Variance
<b>Beginning Fund Balance</b>	2,157,838	2,002,064	1,882,431	677,568	623,487	(1,258,944)	-67%
Taxes	-	-	-	-	-	-	-
Federal, State, Local, All Other Gifts	-	-	-	-	-	-	-
Charges, Fees, License, Permits	-	-	5,000	-	400,856	395,856	7917%
Revenue from Bonds & Other Debts	-	-	-	-	-	-	-
All Other Revenue Resources	21,536	53,514	7,570	367,245	241,900	234,330	3096%
Other Interfund Transfers	103,266	-	119,633	31,712	-	(119,633)	-100%
General Fund Support	-	-	-	-	-	-	-
<b>Operating Revenue</b>	<b>124,802</b>	<b>53,514</b>	<b>132,203</b>	<b>398,957</b>	<b>642,756</b>	<b>510,553</b>	<b>386%</b>
<b>Total Revenue</b>	<b>2,282,640</b>	<b>2,055,578</b>	<b>2,014,634</b>	<b>1,076,525</b>	<b>1,266,243</b>	<b>(748,391)</b>	<b>-37%</b>
Personnel Services	175,138	184,755	202,354	206,242	205,305	2,950	1%
Materials and Services	105,438	134,738	200,836	246,796	240,876	40,040	20%
Capital Outlay	-	-	-	-	-	-	-
<b>Operating Expenditure</b>	<b>280,577</b>	<b>319,493</b>	<b>403,190</b>	<b>453,038</b>	<b>446,181</b>	<b>42,991</b>	<b>11%</b>
Debt Service	-	-	-	-	-	-	-
Special Payments	-	-	-	-	-	-	-
Transfers	-	-	458,516	-	-	(458,516)	-100%
Contingency	-	-	41,484	-	500,000	458,516	1105%
<b>Total Appropriated</b>	<b>280,577</b>	<b>319,493</b>	<b>903,190</b>	<b>453,038</b>	<b>946,181</b>	<b>42,991</b>	<b>5%</b>
Reserve for Future Expenditures	-	-	1,111,444	-	320,061	(791,383)	-71%
<b>Total Expense</b>	<b>280,577</b>	<b>319,493</b>	<b>2,014,634</b>	<b>453,038</b>	<b>1,266,242</b>	<b>(748,392)</b>	<b>-37%</b>
<b>Revenues Less Expenses</b>	<b>2,002,064</b>	<b>1,736,084</b>	<b>-</b>	<b>623,487</b>	<b>-</b>	<b>-</b>	<b>-</b>
<u>Full Time Equivalent (FTE)</u>				<i>As Of 04/2026</i>			
FTE - Total	1.0	1.0	1.0	1.0	1.0	-	-
FTE - Filled	1.0	1.0	1.0	1.0	1.0	-	-
FTE - Vacant	-	-	-	-	-	-	-



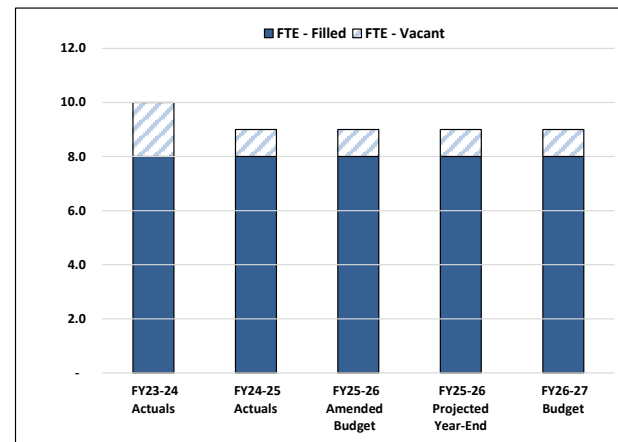
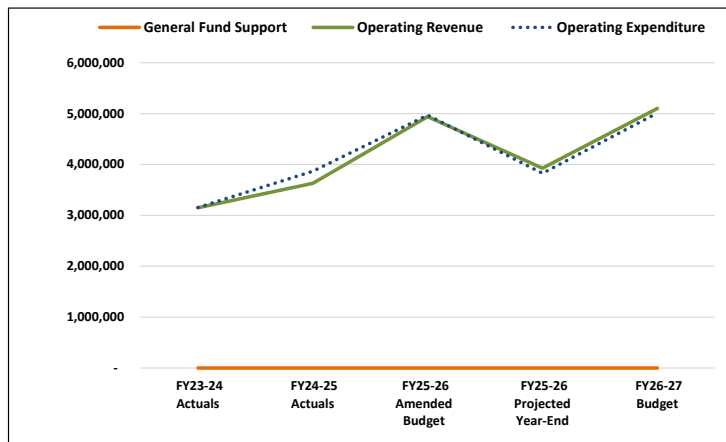
**50-Transportation & Development (DTD) / 230-Special Grants Fund**  
**Summary of Revenue and Expense**

	FY23-24 Actuals	FY24-25 Actuals	FY25-26 Amended Budget	FY25-26 Projected Year-End	FY26-27 Budget	<u>Budget to Budget:</u>	
						\$ Variance	% Variance
<b>Beginning Fund Balance</b>	-	23,822	-	-	-	-	-
Taxes	-	-	-	-	-	-	-
Federal, State, Local, All Other Gifts	8,938,287	6,716,571	-	-	-	-	-
Charges, Fees, License, Permits	-	-	-	-	-	-	-
Revenue from Bonds & Other Debts	-	-	-	-	-	-	-
All Other Revenue Resources	-	-	-	-	-	-	-
Other Interfund Transfers	-	-	-	-	-	-	-
General Fund Support	-	-	-	-	-	-	-
<b>Operating Revenue</b>	<b>8,938,287</b>	<b>6,716,571</b>	-	-	-	-	-
<b>Total Revenue</b>	<b>8,938,287</b>	<b>6,740,393</b>	-	-	-	-	-
Personnel Services	-	-	-	-	-	-	-
Materials and Services	-	94,855	-	-	-	-	-
Capital Outlay	8,914,464	6,645,538	-	-	-	-	-
<b>Operating Expenditure</b>	<b>8,914,464</b>	<b>6,740,393</b>	-	-	-	-	-
Debt Service	-	-	-	-	-	-	-
Special Payments	-	-	-	-	-	-	-
Transfers	-	-	-	-	-	-	-
Contingency	-	-	-	-	-	-	-
<b>Total Appropriated</b>	<b>8,914,464</b>	<b>6,740,393</b>	-	-	-	-	-
Reserve for Future Expenditures	-	-	-	-	-	-	-
<b>Total Expense</b>	<b>8,914,464</b>	<b>6,740,393</b>	-	-	-	-	-
<b>Revenues Less Expenses</b>	<b>23,822</b>	<b>-</b>	<b>-</b>	<b>-</b>	<b>-</b>	<b>-</b>	<b>-</b>
<u>Full Time Equivalent (FTE)</u>				<i>As Of 04/2026</i>			
FTE - Total	-	-	-	-	-	-	-
FTE - Filled	-	-	-	-	-	-	-
FTE - Vacant	-	-	-	-	-	-	-




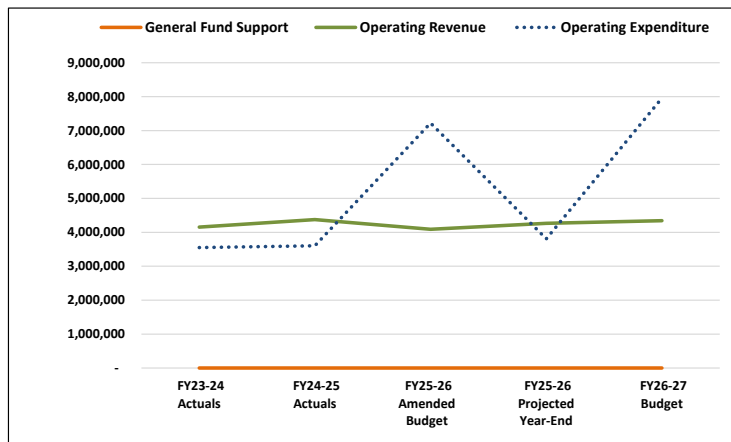
**50-Transportation & Development (DTD) / 257-Parks & Forestry Fund**  
**Summary of Revenue and Expense**

	FY23-24 Actuals	FY24-25 Actuals	FY25-26 Amended Budget	FY25-26 Projected Year-End	FY26-27 Budget	<u>Budget to Budget:</u>	
						\$ Variance	% Variance
<b>Beginning Fund Balance</b>	2,988,722	2,583,523	2,130,617	1,947,310	1,647,080	(483,537)	-23%
Taxes	-	-	-	-	-	-	-
Federal, State, Local, All Other Gifts	394,749	707,030	1,558,338	1,259,611	1,799,513	241,175	15%
Charges, Fees, License, Permits	1,126,780	1,160,644	1,371,700	1,284,739	1,510,468	138,768	10%
Revenue from Bonds & Other Debts	499,993	645,517	665,500	250,000	443,816	(221,684)	-33%
All Other Revenue Resources	426,961	416,041	645,114	381,755	450,892	(194,222)	-30%
Other Interfund Transfers	701,000	701,000	701,000	750,000	897,000	196,000	28%
General Fund Support	-	-	-	-	-	-	-
<b>Operating Revenue</b>	<b>3,149,482</b>	<b>3,630,232</b>	<b>4,941,652</b>	<b>3,926,105</b>	<b>5,101,689</b>	<b>160,037</b>	<b>3%</b>
<b>Total Revenue</b>	<b>6,138,203</b>	<b>6,213,755</b>	<b>7,072,269</b>	<b>5,873,415</b>	<b>6,748,769</b>	<b>(323,500)</b>	<b>-5%</b>
Personnel Services	1,619,364	1,676,135	1,816,765	1,697,356	1,793,080	(23,685)	-1%
Materials and Services	1,356,613	1,464,459	1,807,454	1,727,972	1,899,673	92,219	5%
Capital Outlay	178,703	725,851	1,347,280	401,008	1,319,624	(27,656)	-2%
<b>Operating Expenditure</b>	<b>3,154,680</b>	<b>3,866,445</b>	<b>4,971,499</b>	<b>3,826,336</b>	<b>5,012,377</b>	<b>40,878</b>	<b>1%</b>
Debt Service	-	-	-	-	-	-	-
Special Payments	-	-	-	-	-	-	-
Transfers	400,000	400,000	400,000	400,000	400,000	-	0%
Contingency	-	-	588,344	-	1,008,055	419,711	71%
<b>Total Appropriated</b>	<b>3,554,680</b>	<b>4,266,445</b>	<b>5,959,843</b>	<b>4,226,336</b>	<b>6,420,432</b>	<b>460,589</b>	<b>8%</b>
Reserve for Future Expenditures	-	-	1,112,426	-	328,338	(784,088)	-70%
<b>Total Expense</b>	<b>3,554,680</b>	<b>4,266,445</b>	<b>7,072,269</b>	<b>4,226,336</b>	<b>6,748,770</b>	<b>(323,499)</b>	<b>-5%</b>
<b>Revenues Less Expenses</b>	<b>2,583,523</b>	<b>1,947,310</b>	<b>-</b>	<b>1,647,079</b>	<b>-</b>		
<u>Full Time Equivalent (FTE)</u>				<i>As Of 04/2026</i>			
FTE - Total	10.0	9.0	9.0	9.0	9.0	-	
FTE - Filled	8.0	8.0	8.0	8.0	8.0	-	
FTE - Vacant	2.0	1.0	1.0	1.0	1.0	-	



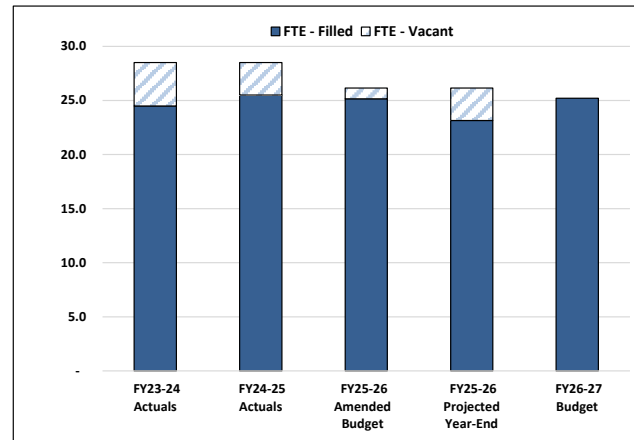
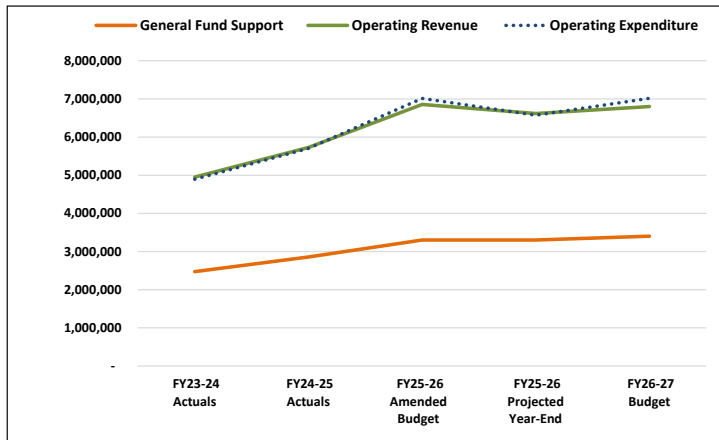
**50-Transportation & Development (DTD) / 601-Stone Creek Golf Course**  
**Summary of Revenue and Expense**

	FY23-24 Actuals	FY24-25 Actuals	FY25-26 Amended Budget	FY25-26 Projected Year-End	FY26-27 Budget	<u>Budget to Budget:</u>	
						\$ Variance	% Variance
<b>Beginning Fund Balance</b>	3,328,783	3,708,028	3,846,247	4,254,233	4,483,728	637,481	17%
Taxes	-	-	-	-	-	-	-
Federal, State, Local, All Other Gifts	-	-	-	-	-	-	-
Charges, Fees, License, Permits	3,997,065	4,188,721	3,981,920	4,081,468	4,183,504	201,584	5%
Revenue from Bonds & Other Debts	-	-	-	-	-	-	-
All Other Revenue Resources	158,054	187,074	107,980	184,070	159,740	51,760	48%
Other Interfund Transfers	-	-	-	-	-	-	-
General Fund Support	-	-	-	-	-	-	-
<b>Operating Revenue</b>	<b>4,155,119</b>	<b>4,375,796</b>	<b>4,089,900</b>	<b>4,265,538</b>	<b>4,343,244</b>	<b>253,344</b>	<b>6%</b>
<b>Total Revenue</b>	<b>7,483,902</b>	<b>8,083,823</b>	<b>7,936,147</b>	<b>8,519,771</b>	<b>8,826,972</b>	<b>890,825</b>	<b>11%</b>
Personnel Services	-	-	-	-	-	-	-
Materials and Services	3,203,341	3,464,220	3,622,038	3,711,042	3,858,041	236,003	7%
Capital Outlay	347,533	140,371	3,600,000	100,000	4,100,000	500,000	14%
<b>Operating Expenditure</b>	<b>3,550,874</b>	<b>3,604,591</b>	<b>7,222,038</b>	<b>3,811,042</b>	<b>7,958,041</b>	<b>736,003</b>	<b>10%</b>
Debt Service	-	-	-	-	-	-	-
Special Payments	-	-	-	-	-	-	-
Transfers	225,000	225,000	225,000	225,000	225,000	-	0%
Contingency	-	-	489,109	-	643,932	154,823	32%
<b>Total Appropriated</b>	<b>3,775,874</b>	<b>3,829,591</b>	<b>7,936,147</b>	<b>4,036,042</b>	<b>8,826,973</b>	<b>890,826</b>	<b>11%</b>
Reserve for Future Expenditures	-	-	-	-	-	-	-
<b>Total Expense</b>	<b>3,775,874</b>	<b>3,829,591</b>	<b>7,936,147</b>	<b>4,036,042</b>	<b>8,826,973</b>	<b>890,826</b>	<b>11%</b>
<b>Revenues Less Expenses</b>	<b>3,708,028</b>	<b>4,254,233</b>	<b>-</b>	<b>4,483,729</b>	<b>-</b>	<b>-</b>	<b>-</b>
<u>Full Time Equivalent (FTE)</u>				<i>As Of 04/2026</i>			
FTE - Total	-	-	-	-	-	-	-
FTE - Filled	-	-	-	-	-	-	-
FTE - Vacant	-	-	-	-	-	-	-



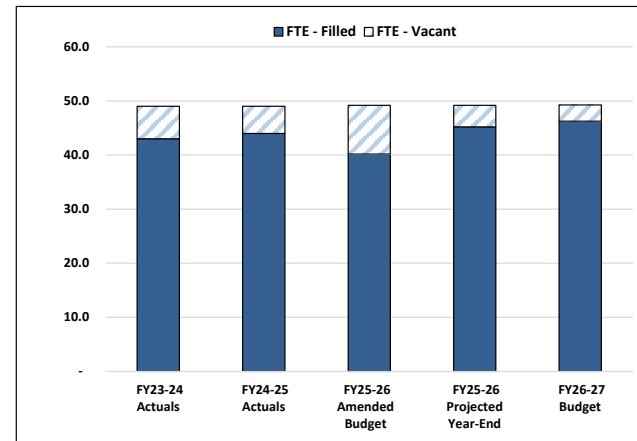
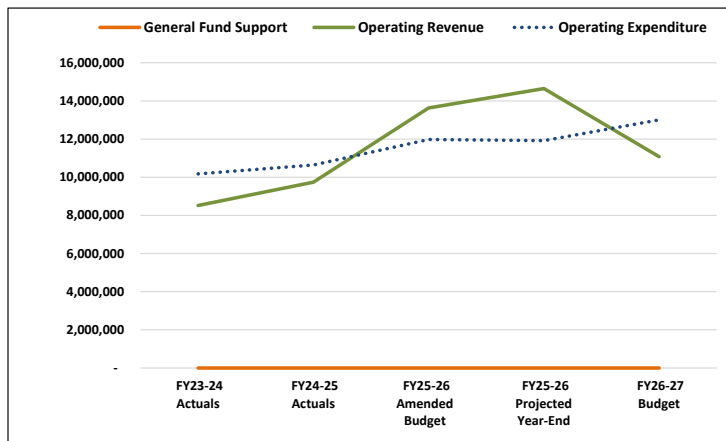
**60-Transportation & Development (DTD) / 100-General Fund  
Summary of Revenue and Expense**

	FY23-24 Actuals	FY24-25 Actuals	FY25-26 Amended Budget	FY25-26 Projected Year-End	FY26-27 Budget	Budget to Budget:	
						\$ Variance	% Variance
<b>Beginning Fund Balance</b>	390,362	445,898	459,970	471,580	515,601	55,631	12%
Taxes	-	-	-	-	-	-	-
Federal, State, Local, All Other Gifts	69,180	276,861	199,825	154,540	-	(199,825)	-100%
Charges, Fees, License, Permits	2,407,432	2,593,050	3,351,515	2,976,959	3,047,314	(304,201)	-9%
Revenue from Bonds & Other Debts	-	-	-	-	-	-	-
All Other Revenue Resources	920	(115)	-	180,090	349,600	349,600	-
Other Interfund Transfers	-	-	-	-	-	-	-
General Fund Support	2,473,370	2,857,457	3,303,114	3,303,115	3,402,208	99,094	3%
<b>Operating Revenue</b>	<b>4,950,901</b>	<b>5,727,253</b>	<b>6,854,454</b>	<b>6,614,704</b>	<b>6,799,123</b>	<b>(55,331)</b>	<b>-1%</b>
<b>Total Revenue</b>	<b>5,341,263</b>	<b>6,173,151</b>	<b>7,314,424</b>	<b>7,086,284</b>	<b>7,314,724</b>	<b>300</b>	<b>0%</b>
Personnel Services	3,124,315	3,658,703	4,499,838	4,210,887	4,541,350	41,512	1%
Materials and Services	1,771,051	2,042,868	2,513,208	2,359,795	2,431,904	(81,304)	-3%
Capital Outlay	-	-	-	-	42,000	42,000	-
<b>Operating Expenditure</b>	<b>4,895,366</b>	<b>5,701,570</b>	<b>7,013,047</b>	<b>6,570,682</b>	<b>7,015,254</b>	<b>2,208</b>	<b>0%</b>
Debt Service	-	-	-	-	-	-	-
Special Payments	-	-	-	-	-	-	-
Transfers	-	-	-	-	-	-	-
Contingency	-	-	301,377	-	299,471	(1,906)	-1%
<b>Total Appropriated</b>	<b>4,895,366</b>	<b>5,701,570</b>	<b>7,314,424</b>	<b>6,570,682</b>	<b>7,314,725</b>	<b>302</b>	<b>0%</b>
Reserve for Future Expenditures	-	-	-	-	-	-	-
<b>Total Expense</b>	<b>4,895,366</b>	<b>5,701,570</b>	<b>7,314,424</b>	<b>6,570,682</b>	<b>7,314,725</b>	<b>302</b>	<b>0%</b>
<b>Revenues Less Expenses</b>	<b>445,897</b>	<b>471,580</b>	<b>-</b>	<b>515,602</b>	<b>-</b>	<b>-</b>	<b>-</b>
<u>Full Time Equivalent (FTE)</u>				<i>As Of 04/2026</i>			
FTE - Total	28.5	28.5	26.2	26.2	25.2	(0.9)	
FTE - Filled	24.5	25.5	25.2	23.2	25.2	2.1	
FTE - Vacant	4.0	3.0	1.0	3.0	-	(3.0)	



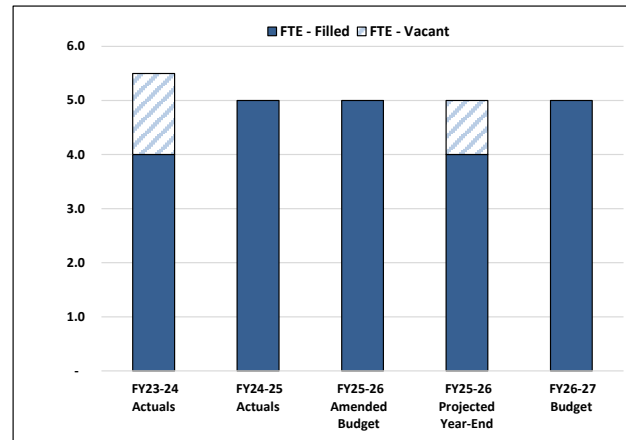
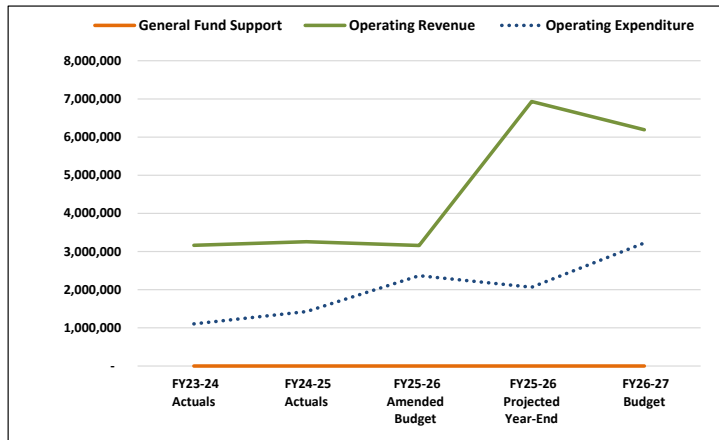
**60-Transportation & Development (DTD) / 205-Development Services Fund**  
**Summary of Revenue and Expense**

	FY23-24 Actuals	FY24-25 Actuals	FY25-26 Amended Budget	FY25-26 Projected Year-End	FY26-27 Budget	Budget to Budget:	
						\$ Variance	% Variance
<b>Beginning Fund Balance</b>	10,965,503	9,309,626	7,690,544	8,414,950	11,148,232	3,457,688	45%
Taxes	-	-	-	-	-	-	-
Federal, State, Local, All Other Gifts	24,690	18,597	-	-	-	-	-
Charges, Fees, License, Permits	7,959,846	9,077,914	12,736,565	13,775,177	10,153,749	(2,582,816)	-20%
Revenue from Bonds & Other Debts	-	-	-	-	-	-	-
All Other Revenue Resources	534,103	648,474	894,753	871,648	918,975	24,222	3%
Other Interfund Transfers	-	-	-	-	-	-	-
General Fund Support	-	-	-	-	-	-	-
<b>Operating Revenue</b>	<b>8,518,639</b>	<b>9,744,985</b>	<b>13,631,318</b>	<b>14,646,825</b>	<b>11,072,724</b>	<b>(2,558,594)</b>	<b>-19%</b>
<b>Total Revenue</b>	<b>19,484,142</b>	<b>19,054,611</b>	<b>21,321,862</b>	<b>23,061,775</b>	<b>22,220,956</b>	<b>899,094</b>	<b>4%</b>
Personnel Services	6,650,135	6,968,260	8,312,105	8,306,415	9,113,668	801,564	10%
Materials and Services	3,457,495	3,574,194	3,478,792	3,498,478	3,772,057	293,265	8%
Capital Outlay	66,886	97,208	182,000	108,650	120,000	(62,000)	-34%
<b>Operating Expenditure</b>	<b>10,174,516</b>	<b>10,639,662</b>	<b>11,972,897</b>	<b>11,913,544</b>	<b>13,005,725</b>	<b>1,032,829</b>	<b>9%</b>
Debt Service	-	-	-	-	-	-	-
Special Payments	-	-	-	-	-	-	-
Transfers	-	-	-	-	-	-	-
Contingency	-	-	2,961,920	-	6,217,197	3,255,277	110%
<b>Total Appropriated</b>	<b>10,174,516</b>	<b>10,639,662</b>	<b>14,934,817</b>	<b>11,913,544</b>	<b>19,222,923</b>	<b>4,288,106</b>	<b>29%</b>
Reserve for Future Expenditures	-	-	6,387,046	-	2,998,033	(3,389,013)	-53%
<b>Total Expense</b>	<b>10,174,516</b>	<b>10,639,662</b>	<b>21,321,863</b>	<b>11,913,544</b>	<b>22,220,956</b>	<b>899,093</b>	<b>4%</b>
<b>Revenues Less Expenses</b>	<b>9,309,626</b>	<b>8,414,950</b>	<b>-</b>	<b>11,148,232</b>	<b>-</b>	<b>-</b>	<b>-</b>
<b>Full Time Equivalent (FTE)</b>				<i>As Of 04/2026</i>			
FTE - Total	49.0	49.0	49.2	49.2	49.3	0.0	
FTE - Filled	43.0	44.0	40.2	45.2	46.3	1.1	
FTE - Vacant	6.0	5.0	9.0	4.0	3.0	(1.0)	



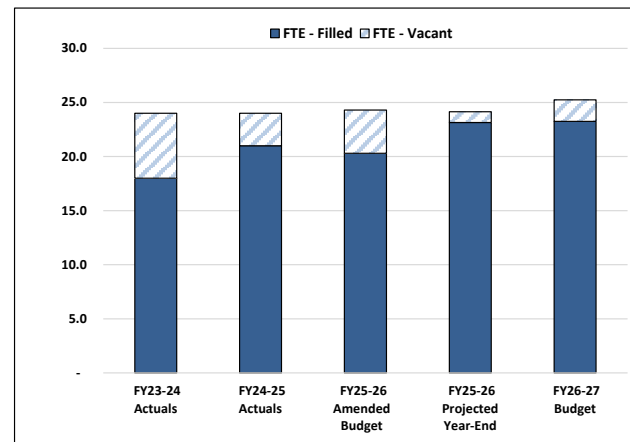
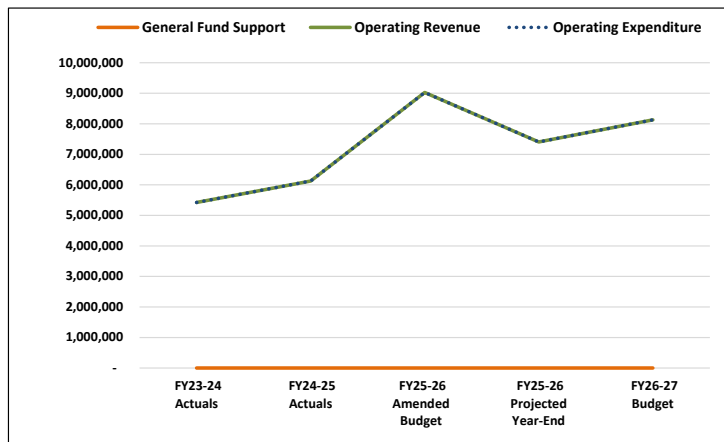
**60-Transportation & Development (DTD) / 208-Lottery Fund**  
**Summary of Revenue and Expense**

	FY23-24 Actuals	FY24-25 Actuals	FY25-26 Amended Budget	FY25-26 Projected Year-End	FY26-27 Budget	<u>Budget to Budget:</u>	
						\$ Variance	% Variance
<b>Beginning Fund Balance</b>	6,331,402	7,890,700	8,515,091	8,721,247	10,086,071	1,570,980	18%
Taxes	-	-	-	-	-	-	-
Federal, State, Local, All Other Gifts	2,750,453	2,771,310	2,750,500	2,856,500	3,224,500	474,000	17%
Charges, Fees, License, Permits	11,899	1,227	5,000	1,291	2,400	(2,600)	-52%
Revenue from Bonds & Other Debts	-	-	-	-	-	-	-
All Other Revenue Resources	401,118	485,231	403,290	473,290	462,290	59,000	15%
Other Interfund Transfers	-	-	-	3,600,000	2,500,000	2,500,000	-
General Fund Support	-	-	-	-	-	-	-
<b>Operating Revenue</b>	<b>3,163,470</b>	<b>3,257,767</b>	<b>3,158,790</b>	<b>6,931,081</b>	<b>6,189,190</b>	<b>3,030,400</b>	<b>96%</b>
<b>Total Revenue</b>	<b>9,494,872</b>	<b>11,148,467</b>	<b>11,673,881</b>	<b>15,652,328</b>	<b>16,275,261</b>	<b>4,601,380</b>	<b>39%</b>
Personnel Services	530,100	823,861	907,324	884,213	1,027,314	119,990	13%
Materials and Services	574,072	603,360	1,459,669	1,182,044	2,197,288	737,619	51%
Capital Outlay	-	-	-	-	-	-	-
<b>Operating Expenditure</b>	<b>1,104,172</b>	<b>1,427,221</b>	<b>2,366,993</b>	<b>2,066,257</b>	<b>3,224,602</b>	<b>857,609</b>	<b>36%</b>
Debt Service	-	-	-	-	-	-	-
Special Payments	500,000	1,000,000	1,100,000	1,000,000	1,900,000	800,000	73%
Transfers	-	-	-	2,500,000	2,500,000	2,500,000	-
Contingency	-	-	1,500,000	-	2,506,150	1,006,150	67%
<b>Total Appropriated</b>	<b>1,604,172</b>	<b>2,427,221</b>	<b>4,966,993</b>	<b>5,566,257</b>	<b>10,130,752</b>	<b>5,163,759</b>	<b>104%</b>
Reserve for Future Expenditures	-	-	6,706,888	-	6,144,509	(562,379)	-8%
<b>Total Expense</b>	<b>1,604,172</b>	<b>2,427,221</b>	<b>11,673,881</b>	<b>5,566,257</b>	<b>16,275,261</b>	<b>4,601,380</b>	<b>39%</b>
<b>Revenues Less Expenses</b>	<b>7,890,700</b>	<b>8,721,247</b>	<b>-</b>	<b>10,086,071</b>	<b>-</b>	<b>-</b>	<b>-</b>
<u>Full Time Equivalent (FTE)</u>				<i>As Of 04/2026</i>			
FTE - Total	5.5	5.0	5.0	5.0	5.0	-	-
FTE - Filled	4.0	5.0	5.0	4.0	5.0	1.0	-
FTE - Vacant	1.5	-	-	1.0	-	(1.0)	-



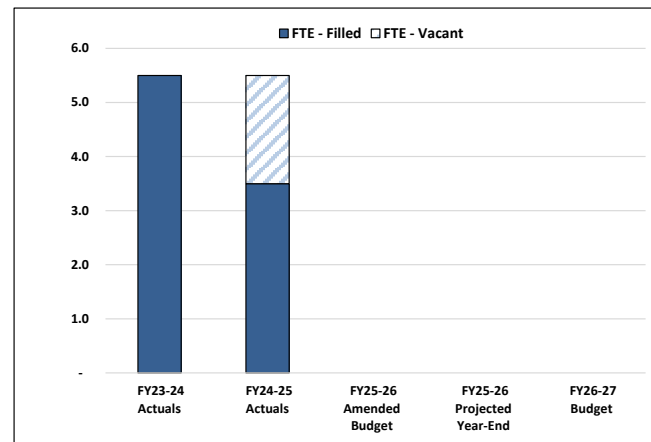
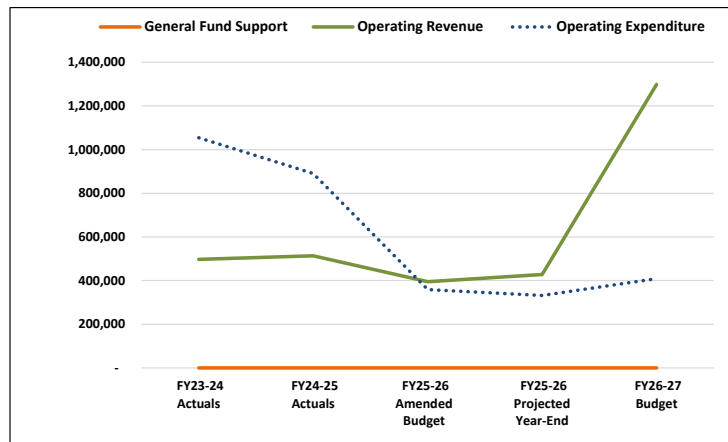
**60-Transportation & Development (DTD) / 215-Road Fund**  
**Summary of Revenue and Expense**

	FY23-24 Actuals	FY24-25 Actuals	FY25-26 Amended Budget	FY25-26 Projected Year-End	FY26-27 Budget	<u>Budget to Budget:</u>	
						\$ Variance	% Variance
<b>Beginning Fund Balance</b>	-	-	-	-	-	-	-
Taxes	-	-	-	-	-	-	-
Federal, State, Local, All Other Gifts	4,378,636	5,142,763	8,161,588	6,332,748	6,717,089	(1,444,499)	-18%
Charges, Fees, License, Permits	1,043,457	977,623	852,558	1,056,084	1,364,482	511,924	60%
Revenue from Bonds & Other Debts	-	-	-	-	-	-	-
All Other Revenue Resources	1,060	4,096	11,500	14,875	-	(11,500)	-100%
Other Interfund Transfers	-	27	-	-	50,000	50,000	-
General Fund Support	-	-	-	-	-	-	-
<b>Operating Revenue</b>	<b>5,423,153</b>	<b>6,124,509</b>	<b>9,025,646</b>	<b>7,403,707</b>	<b>8,131,571</b>	<b>(894,075)</b>	<b>-10%</b>
<b>Total Revenue</b>	<b>5,423,153</b>	<b>6,124,509</b>	<b>9,025,646</b>	<b>7,403,707</b>	<b>8,131,571</b>	<b>(894,075)</b>	<b>-10%</b>
Personnel Services	3,111,028	3,522,186	4,135,889	4,007,319	4,494,187	358,298	9%
Materials and Services	2,250,411	2,552,697	4,836,756	3,353,388	3,637,384	(1,199,372)	-25%
Capital Outlay	61,714	49,627	53,000	43,000	-	(53,000)	-100%
<b>Operating Expenditure</b>	<b>5,423,153</b>	<b>6,124,509</b>	<b>9,025,645</b>	<b>7,403,707</b>	<b>8,131,571</b>	<b>(894,074)</b>	<b>-10%</b>
Debt Service	-	-	-	-	-	-	-
Special Payments	-	-	-	-	-	-	-
Transfers	-	-	-	-	-	-	-
Contingency	-	-	-	-	-	-	-
<b>Total Appropriated</b>	<b>5,423,153</b>	<b>6,124,509</b>	<b>9,025,645</b>	<b>7,403,707</b>	<b>8,131,571</b>	<b>(894,074)</b>	<b>-10%</b>
Reserve for Future Expenditures	-	-	-	-	-	-	-
<b>Total Expense</b>	<b>5,423,153</b>	<b>6,124,509</b>	<b>9,025,645</b>	<b>7,403,707</b>	<b>8,131,571</b>	<b>(894,074)</b>	<b>-10%</b>
<b>Revenues Less Expenses</b>	<b>-</b>	<b>-</b>	<b>-</b>	<b>-</b>	<b>-</b>	<b>-</b>	<b>-</b>
<u>Full Time Equivalent (FTE)</u>				<i>As Of 04/2026</i>			
FTE - Total	24.0	24.0	24.3	24.2	25.3	1.1	
FTE - Filled	18.0	21.0	20.3	23.2	23.3	0.1	
FTE - Vacant	6.0	3.0	4.0	1.0	2.0	1.0	



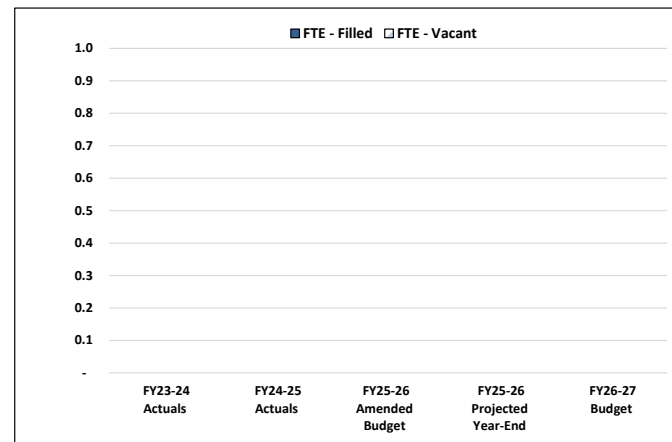
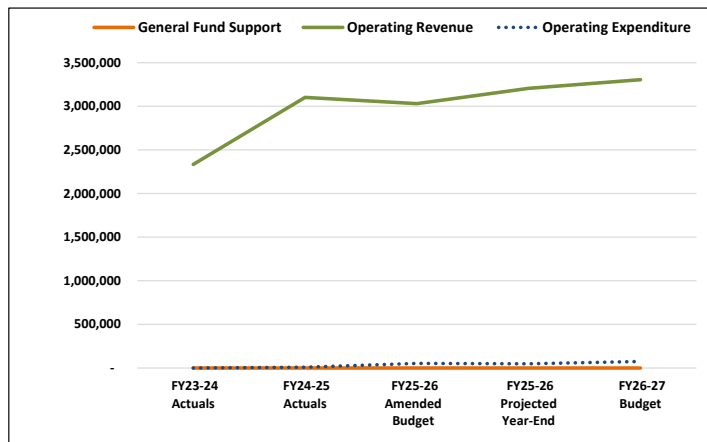
**60-Transportation & Development (DTD) / 224-Public Land Cor Pres Fund**  
**Summary of Revenue and Expense**

	FY23-24 Actuals	FY24-25 Actuals	FY25-26 Amended Budget	FY25-26 Projected Year-End	FY26-27 Budget	<u>Budget to Budget:</u>	
						\$ Variance	% Variance
<b>Beginning Fund Balance</b>	942,121	384,893	1,347	8,495	104,417	103,070	7652%
Taxes	-	-	-	-	-	-	-
Federal, State, Local, All Other Gifts	-	-	-	-	-	-	-
Charges, Fees, License, Permits	470,837	504,304	395,000	424,910	1,296,000	901,000	228%
Revenue from Bonds & Other Debts	-	-	-	-	-	-	-
All Other Revenue Resources	26,466	9,737	-	2,960	2,490	2,490	-
Other Interfund Transfers	-	-	-	-	-	-	-
General Fund Support	-	-	-	-	-	-	-
<b>Operating Revenue</b>	<b>497,303</b>	<b>514,041</b>	<b>395,000</b>	<b>427,870</b>	<b>1,298,490</b>	<b>903,490</b>	<b>229%</b>
<b>Total Revenue</b>	<b>1,439,424</b>	<b>898,934</b>	<b>396,347</b>	<b>436,365</b>	<b>1,402,907</b>	<b>1,006,560</b>	<b>254%</b>
Personnel Services	851,805	687,705	2,687	2,687	-	(2,687)	-100%
Materials and Services	202,726	202,733	356,479	329,262	378,919	22,440	6%
Capital Outlay	-	-	-	-	30,000	30,000	-
<b>Operating Expenditure</b>	<b>1,054,531</b>	<b>890,438</b>	<b>359,165</b>	<b>331,948</b>	<b>408,919</b>	<b>49,754</b>	<b>14%</b>
Debt Service	-	-	-	-	-	-	-
Special Payments	-	-	-	-	-	-	-
Transfers	-	-	-	-	-	-	-
Contingency	-	-	37,182	-	204,460	167,278	450%
<b>Total Appropriated</b>	<b>1,054,531</b>	<b>890,438</b>	<b>396,347</b>	<b>331,948</b>	<b>613,379</b>	<b>217,031</b>	<b>55%</b>
Reserve for Future Expenditures	-	-	-	-	789,528	789,528	-
<b>Total Expense</b>	<b>1,054,531</b>	<b>890,438</b>	<b>396,347</b>	<b>331,948</b>	<b>1,402,907</b>	<b>1,006,559</b>	<b>254%</b>
<b>Revenues Less Expenses</b>	<b>384,893</b>	<b>8,495</b>	<b>-</b>	<b>104,417</b>	<b>-</b>	<b>-</b>	<b>-</b>
<u>Full Time Equivalent (FTE)</u>				<i>As Of 04/2026</i>			
FTE - Total	5.5	5.5	-	-	-	-	-
FTE - Filled	5.5	3.5	-	-	-	-	-
FTE - Vacant	-	2.0	-	-	-	-	-



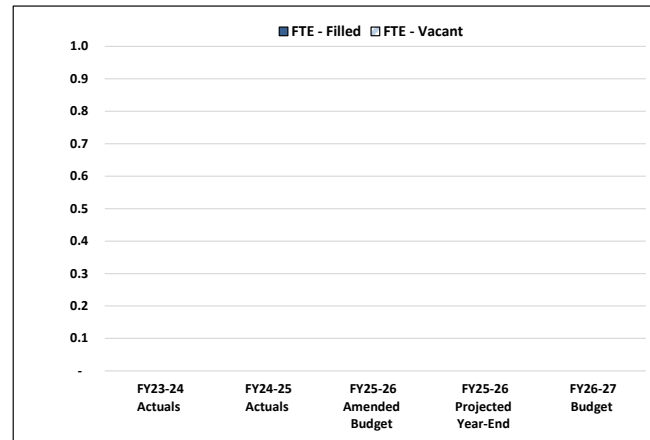
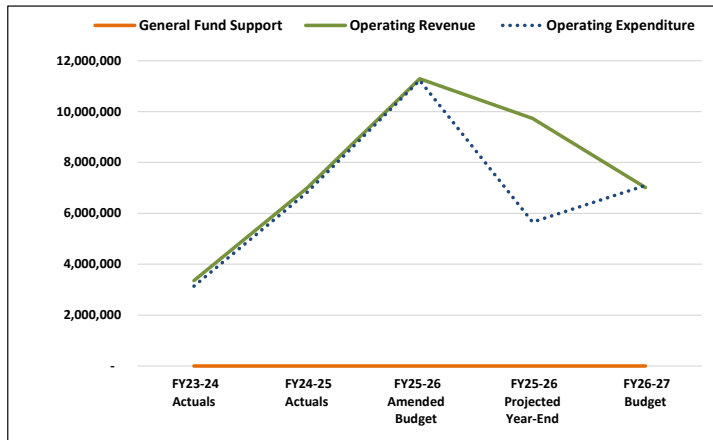
**80-Misc/Pass-Through / 100-General Fund  
Summary of Revenue and Expense**

	FY23-24 Actuals	FY24-25 Actuals	FY25-26 Amended Budget	FY25-26 Projected Year-End	FY26-27 Budget	<u>Budget to Budget:</u>	
						\$ Variance	% Variance
<b>Beginning Fund Balance</b>			489,500	504,160	468,036	(21,464)	-4%
Taxes	-	-	-	-	-	-	-
Federal, State, Local, All Other Gifts	16,300	2,200	-	-	-	-	-
Charges, Fees, License, Permits	2,317,949	2,587,322	3,000,258	3,173,450	3,271,420	271,162	9%
Revenue from Bonds & Other Debts	-	-	-	-	-	-	-
All Other Revenue Resources	-	513,268	30,000	33,226	34,416	4,416	15%
Other Interfund Transfers	-	-	-	-	-	-	-
General Fund Support	-	-	-	-	-	-	-
<b>Operating Revenue</b>	<b>2,334,249</b>	<b>3,102,790</b>	<b>3,030,258</b>	<b>3,206,676</b>	<b>3,305,836</b>	<b>275,578</b>	<b>9%</b>
<b>Total Revenue</b>	<b>2,334,249</b>	<b>3,102,790</b>	<b>3,519,758</b>	<b>3,710,836</b>	<b>3,773,872</b>	<b>254,114</b>	<b>7%</b>
Personnel Services						-	-
Materials and Services		9,108	53,000	49,350	75,100	22,100	42%
Capital Outlay						-	-
<b>Operating Expenditure</b>	<b>-</b>	<b>9,108</b>	<b>53,000</b>	<b>49,350</b>	<b>75,100</b>	<b>22,100</b>	<b>42%</b>
Debt Service	-	-	-	-	-	-	-
Special Payments	2,334,249	2,589,522	3,000,258	3,173,450	3,271,420	271,162	9%
Transfers			20,000	20,000	35,000	15,000	75%
Contingency			94,900		100,000	5,100	5%
<b>Total Appropriated</b>	<b>2,334,249</b>	<b>2,598,630</b>	<b>3,168,158</b>	<b>3,242,800</b>	<b>3,481,520</b>	<b>313,362</b>	<b>10%</b>
Reserve for Future Expenditures	-	-	351,600		292,352	(59,248)	-17%
<b>Total Expense</b>	<b>2,334,249</b>	<b>2,598,630</b>	<b>3,519,758</b>	<b>3,242,800</b>	<b>3,773,872</b>	<b>254,114</b>	<b>7%</b>
<b>Revenues Less Expenses</b>	<b>-</b>	<b>504,160</b>	<b>-</b>	<b>468,036</b>	<b>-</b>		
<u>Full Time Equivalent (FTE)</u>				<i>As Of 04/2026</i>			
FTE - Total	-	-				-	
FTE - Filled	-	-				-	
FTE - Vacant	-	-				-	




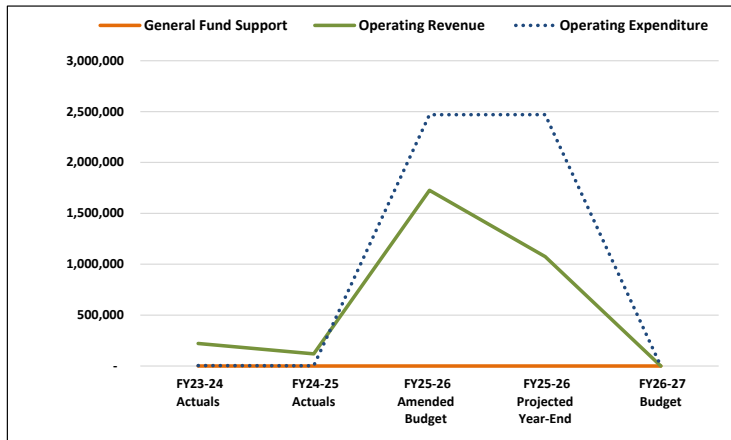
**80-Misc/Pass-Through / 201-County Fair Fund  
Summary of Revenue and Expense**

	FY23-24 Actuals	FY24-25 Actuals	FY25-26 Amended Budget	FY25-26 Projected Year-End	FY26-27 Budget	<u>Budget to Budget:</u>	
						\$ Variance	% Variance
<b>Beginning Fund Balance</b>	956,273	1,176,149	1,193,730	1,342,299	2,918,666	1,724,936	144%
Taxes	-	-	-	-	-	-	-
Federal, State, Local, All Other Gifts	607,232	3,876,051	5,121,744	1,302,527	79,750	(5,041,994)	-98%
Charges, Fees, License, Permits	703,920	804,848	794,850	792,750	856,884	62,034	8%
Revenue from Bonds & Other Debts	-	-	1,856,423	2,475,000	25,000	(1,831,423)	-99%
All Other Revenue Resources	1,457,722	1,688,665	2,886,000	2,026,000	2,906,436	20,436	1%
Other Interfund Transfers	589,230	615,745	632,000	3,134,217	3,150,500	2,518,500	398%
General Fund Support	-	-	-	-	-	-	-
<b>Operating Revenue</b>	<b>3,358,103</b>	<b>6,985,308</b>	<b>11,291,017</b>	<b>9,730,494</b>	<b>7,018,570</b>	<b>(4,272,447)</b>	<b>-38%</b>
<b>Total Revenue</b>	<b>4,314,377</b>	<b>8,161,457</b>	<b>12,484,747</b>	<b>11,072,793</b>	<b>9,937,236</b>	<b>(2,547,511)</b>	<b>-20%</b>
Personnel Services	1,083,508	1,100,455	1,094,983	1,221,235	1,206,599	111,616	10%
Materials and Services	1,699,531	1,750,518	1,662,750	1,682,400	1,691,368	28,618	2%
Capital Outlay	355,188	3,968,186	8,472,000	2,750,492	4,201,452	(4,270,548)	-50%
<b>Operating Expenditure</b>	<b>3,138,227</b>	<b>6,819,159</b>	<b>11,229,733</b>	<b>5,654,127</b>	<b>7,099,419</b>	<b>(4,130,314)</b>	<b>-37%</b>
Debt Service	-	-	-	-	250,248	250,248	-
Special Payments	-	-	-	-	-	-	-
Transfers	-	-	-	2,500,000	2,500,000	2,500,000	-
Contingency	-	-	1,255,014	-	87,570	(1,167,444)	-93%
<b>Total Appropriated</b>	<b>3,138,227</b>	<b>6,819,159</b>	<b>12,484,747</b>	<b>8,154,127</b>	<b>9,937,237</b>	<b>(2,547,510)</b>	<b>-20%</b>
Reserve for Future Expenditures	-	-	-	-	-	-	-
<b>Total Expense</b>	<b>3,138,227</b>	<b>6,819,159</b>	<b>12,484,747</b>	<b>8,154,127</b>	<b>9,937,237</b>	<b>(2,547,510)</b>	<b>-20%</b>
<b>Revenues Less Expenses</b>	<b>1,176,149</b>	<b>1,342,299</b>	<b>-</b>	<b>2,918,666</b>	<b>-</b>	<b>-</b>	<b>-</b>
<u>Full Time Equivalent (FTE)</u>				<i>As Of 04/2026</i>			
FTE - Total	-	-	-	-	-	-	-
FTE - Filled	-	-	-	-	-	-	-
FTE - Vacant	-	-	-	-	-	-	-



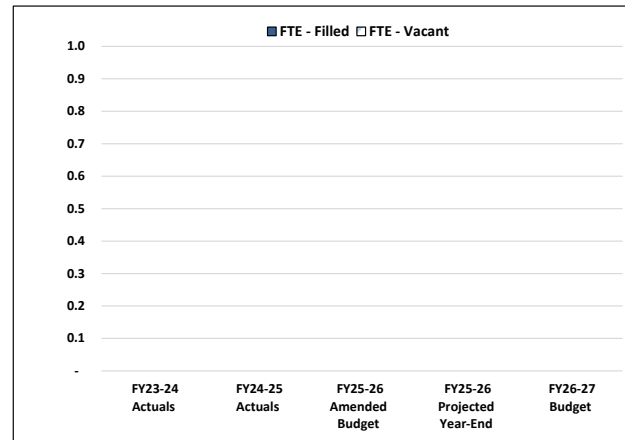
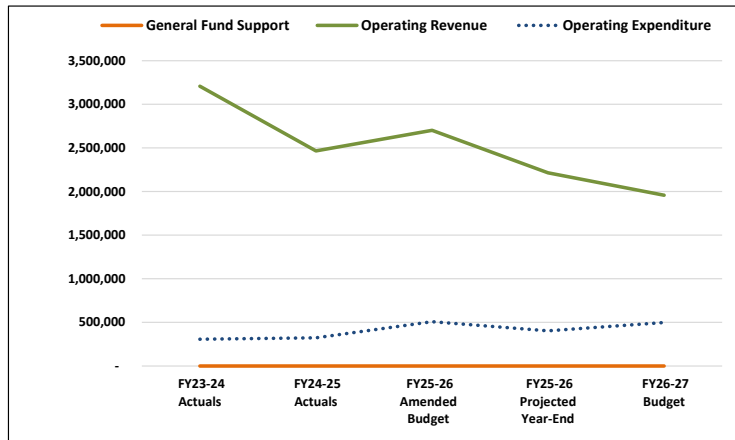
**80-Misc/Pass-Through / 218-Property Resources Fund  
Summary of Revenue and Expense**

	FY23-24 Actuals	FY24-25 Actuals	FY25-26 Amended Budget	FY25-26 Projected Year-End	FY26-27 Budget	<u>Budget to Budget:</u>	
						\$ Variance	% Variance
<b>Beginning Fund Balance</b>	136,815	252,290	862,586	1,426,481	-	(862,586)	-100%
Taxes	-	-	-	-	-	-	-
Federal, State, Local, All Other Gifts	-	-	-	-	-	-	-
Charges, Fees, License, Permits	-	-	14,000	-	-	(14,000)	-100%
Revenue from Bonds & Other Debts	-	-	-	-	-	-	-
All Other Revenue Resources	222,236	118,767	787,731	608,231	-	(787,731)	-100%
Other Interfund Transfers	-	-	924,920	466,404	-	(924,920)	-100%
General Fund Support	-	-	-	-	-	-	-
<b>Operating Revenue</b>	<b>222,236</b>	<b>118,767</b>	<b>1,726,651</b>	<b>1,074,635</b>	<b>-</b>	<b>(1,726,651)</b>	<b>-100%</b>
<b>Total Revenue</b>	<b>359,051</b>	<b>371,057</b>	<b>2,589,237</b>	<b>2,501,116</b>	<b>-</b>	<b>(2,589,237)</b>	<b>-100%</b>
Personnel Services	-	-	-	-	-	-	-
Materials and Services	3,495	3,092	2,469,604	2,469,404	-	(2,469,604)	-100%
Capital Outlay	-	-	-	-	-	-	-
<b>Operating Expenditure</b>	<b>3,495</b>	<b>3,092</b>	<b>2,469,604</b>	<b>2,469,404</b>	<b>-</b>	<b>(2,469,604)</b>	<b>-100%</b>
Debt Service	-	-	-	-	-	-	-
Special Payments	-	-	-	-	-	-	-
Transfers	103,266	-	119,633	31,712	-	(119,633)	-100%
Contingency	-	-	-	-	-	-	-
<b>Total Appropriated</b>	<b>106,761</b>	<b>3,092</b>	<b>2,589,237</b>	<b>2,501,116</b>	<b>-</b>	<b>(2,589,237)</b>	<b>-100%</b>
Reserve for Future Expenditures	-	-	-	-	-	-	-
<b>Total Expense</b>	<b>106,761</b>	<b>3,092</b>	<b>2,589,237</b>	<b>2,501,116</b>	<b>-</b>	<b>(2,589,237)</b>	<b>-100%</b>
<b>Revenues Less Expenses</b>	<b>252,290</b>	<b>367,965</b>	<b>-</b>	<b>-</b>	<b>-</b>	<b>-</b>	<b>-</b>
<u>Full Time Equivalent (FTE)</u>				<i>As Of 04/2026</i>			
FTE - Total	-	-	-	-	-	-	-
FTE - Filled	-	-	-	-	-	-	-
FTE - Vacant	-	-	-	-	-	-	-



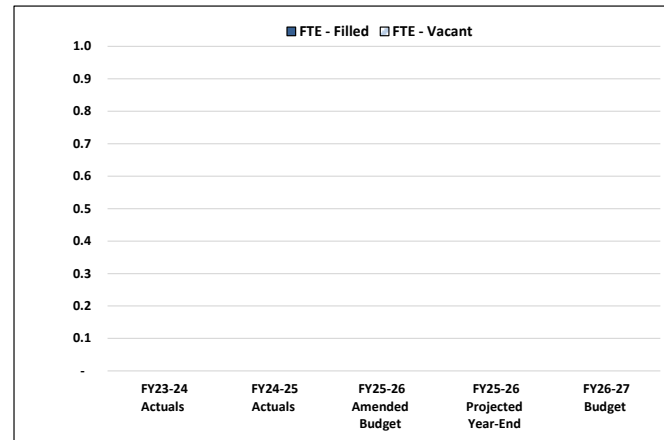
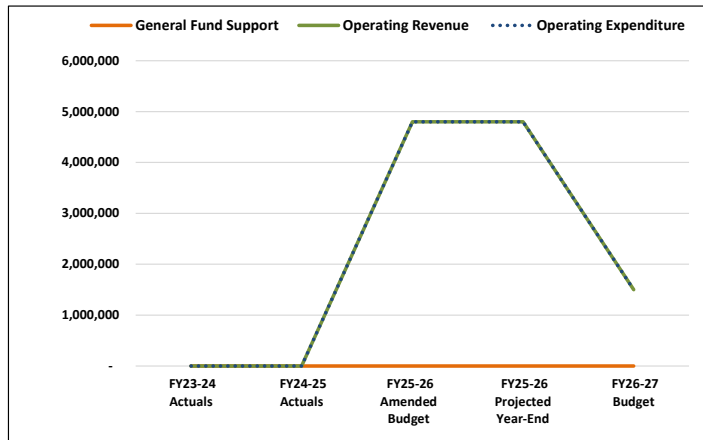
**80-Misc/Pass-Through / 223-Countywide Transportation SDC Fund  
Summary of Revenue and Expense**

	FY23-24 Actuals	FY24-25 Actuals	FY25-26 Amended Budget	FY25-26 Projected Year-End	FY26-27 Budget	<u>Budget to Budget:</u>	
						\$ Variance	% Variance
<b>Beginning Fund Balance</b>	18,974,995	20,847,082	19,932,332	21,415,354	15,337,607	(4,594,725)	-23%
Taxes	-	-	-	-	-	-	-
Federal, State, Local, All Other Gifts	-	-	-	-	-	-	-
Charges, Fees, License, Permits	2,458,757	1,531,162	2,016,450	1,296,080	1,296,080	(720,370)	-36%
Revenue from Bonds & Other Debts	-	-	-	-	-	-	-
All Other Revenue Resources	749,169	935,080	685,000	919,420	661,980	(23,020)	-3%
Other Interfund Transfers	-	-	-	-	-	-	-
General Fund Support	-	-	-	-	-	-	-
<b>Operating Revenue</b>	<b>3,207,926</b>	<b>2,466,242</b>	<b>2,701,450</b>	<b>2,215,500</b>	<b>1,958,060</b>	<b>(743,390)</b>	<b>-28%</b>
<b>Total Revenue</b>	<b>22,182,921</b>	<b>23,313,324</b>	<b>22,633,782</b>	<b>23,630,854</b>	<b>17,295,667</b>	<b>(5,338,115)</b>	<b>-24%</b>
Personnel Services	-	-	-	-	-	-	-
Materials and Services	307,168	322,342	508,114	403,782	497,700	(10,414)	-2%
Capital Outlay	-	-	-	-	-	-	-
<b>Operating Expenditure</b>	<b>307,168</b>	<b>322,342</b>	<b>508,114</b>	<b>403,782</b>	<b>497,700</b>	<b>(10,414)</b>	<b>-2%</b>
Debt Service	-	-	-	-	-	-	-
Special Payments	-	-	-	-	-	-	-
Transfers	1,028,670	1,575,629	4,711,671	7,889,465	3,237,205	(1,474,466)	-31%
Contingency	-	-	10,350,000	-	7,250,000	(3,100,000)	-30%
<b>Total Appropriated</b>	<b>1,335,839</b>	<b>1,897,971</b>	<b>15,569,785</b>	<b>8,293,247</b>	<b>10,984,905</b>	<b>(4,584,880)</b>	<b>-29%</b>
Reserve for Future Expenditures	-	-	7,063,997	-	5,614,354	(1,449,643)	-21%
<b>Total Expense</b>	<b>1,335,839</b>	<b>1,897,971</b>	<b>22,633,782</b>	<b>8,293,247</b>	<b>16,599,259</b>	<b>(6,034,523)</b>	<b>-27%</b>
<b>Revenues Less Expenses</b>	<b>20,847,082</b>	<b>21,415,354</b>	<b>-</b>	<b>15,337,607</b>	<b>696,408</b>		
<u>Full Time Equivalent (FTE)</u>				<i>As Of 04/2026</i>			
FTE - Total	-	-	-	-	-	-	-
FTE - Filled	-	-	-	-	-	-	-
FTE - Vacant	-	-	-	-	-	-	-



**80-Misc/Pass-Through / 230-Special Grants Fund  
Summary of Revenue and Expense**

	FY23-24 Actuals	FY24-25 Actuals	FY25-26 Amended Budget	FY25-26 Projected Year-End	FY26-27 Budget	<u>Budget to Budget:</u>	
						\$ Variance	% Variance
<b>Beginning Fund Balance</b>	-	-	-	-	-	-	-
Taxes	-	-	-	-	-	-	-
Federal, State, Local, All Other Gifts	-	-	4,800,000	4,800,000	1,500,000	(3,300,000)	-69%
Charges, Fees, License, Permits	-	-	-	-	-	-	-
Revenue from Bonds & Other Debts	-	-	-	-	-	-	-
All Other Revenue Resources	-	-	-	-	-	-	-
Other Interfund Transfers	-	-	-	-	-	-	-
General Fund Support	-	-	-	-	-	-	-
<b>Operating Revenue</b>	-	-	<b>4,800,000</b>	<b>4,800,000</b>	<b>1,500,000</b>	<b>(3,300,000)</b>	<b>-69%</b>
<b>Total Revenue</b>	-	-	<b>4,800,000</b>	<b>4,800,000</b>	<b>1,500,000</b>	<b>(3,300,000)</b>	<b>-69%</b>
Personnel Services	-	-	-	-	-	-	-
Materials and Services	-	-	-	-	-	-	-
Capital Outlay	-	-	4,800,000	4,800,000	1,500,000	(3,300,000)	-69%
<b>Operating Expenditure</b>	-	-	<b>4,800,000</b>	<b>4,800,000</b>	<b>1,500,000</b>	<b>(3,300,000)</b>	<b>-69%</b>
Debt Service	-	-	-	-	-	-	-
Special Payments	-	-	-	-	-	-	-
Transfers	-	-	-	-	-	-	-
Contingency	-	-	-	-	-	-	-
<b>Total Appropriated</b>	-	-	<b>4,800,000</b>	<b>4,800,000</b>	<b>1,500,000</b>	<b>(3,300,000)</b>	<b>-69%</b>
Reserve for Future Expenditures	-	-	-	-	-	-	-
<b>Total Expense</b>	-	-	<b>4,800,000</b>	<b>4,800,000</b>	<b>1,500,000</b>	<b>(3,300,000)</b>	<b>-69%</b>
<b>Revenues Less Expenses</b>	-	-	-	-	-	-	-
<u>Full Time Equivalent (FTE)</u>				<i>As Of 04/2026</i>			
FTE - Total	-	-	-	-	-	-	-
FTE - Filled	-	-	-	-	-	-	-
FTE - Vacant	-	-	-	-	-	-	-



# FY26-27: Looking Ahead

## FY26-27 Opportunities

- **State Bridge Program:** Local Agency Bridge Selection Committee recommended awarding full construction funding to replace the Bull Run Bridge, and it is listed in the draft 27-30 STIP.
- **Review of Development Processes:** Moving forward amendments to bylaws and codes to improve efficiencies and remove barriers.
- **System Plans:** Adopting system plans position our programs to compete for federal, state and regional funding.
  - Developing a Parks System Plan to act as a guide for future development.
  - 20-Year Transportation System Plan Update.
  - Completion of the Sunrise Corridor Community Visioning Plan.
    - Working to secure \$30 M Build Grant for Rock Creek Intersection (including County and City match).
    - Awarded \$12.5M in Regional Flex Funds for NEPA.
- **Development Activity:** Number of regionally significant projects underway.

## FY26-27 Challenges

- **Legislative Mandates:** Historically, focused on housing, shifting toward economic development/vitality initiatives.
- **Transportation Funding:** Operations funding remains stagnant with increasing costs to maintain the system.
- **Economic Development:** Business expansion and retention – business incentives – developing tools.
- **Dog Services:** Shelter service reductions have been implemented to align with limited resources.



Department of Transportation and Development (30/50/60/80)

Department Budget Summary by Fund

Line of Business	Program	FY26-27	FY26-27	FY26-27	FY26-27	FY26-27	FY26-27	FY26-27	FY26-27	FY26-27	FY26-27
		General Fund (100)	County Fair Fund (201)	Development Svcs Fund (205)	Community Services Fund (208)	Library Services (212)	Road Fund (215)	Property Resources Fund (218)	Countywide Transportation SDC Fund (223)	Public Land Cor Pres Fund (224)	
Administrative Services	Office of the Director				1,416,175			2,337,855			
Transportation Services	Traffic Safety							6,791,470			
	Transportation Engineering & Construction							24,834,209			
	Transportation Maintenance							50,169,170			
	Community Road Fund							31,264,726			
	Damascus Roads							5,986,249			
	Fleet										
Community Services	Gladstone Library							4,086,401			
	Library Support Services							7,019,514			
	Oak Lodge Library							5,507,524			
	Code Enforcement	1,539,919									
	Dog Services	3,166,667									
	Sustainability & Solid Waste	8,070,344									
	County Parks										
	Forestry										
	Property Disposition								1,266,243		
Development Services	County Surveyor	1,622,550									
	Public Land Corner	-									-
	Current Planning	4,620,500									1,402,907
	Building Codes			20,399,603							
	Septic			1,821,353							
	Development Engineering							3,375,585			
Visioning Services	Long Range Planning	1,071,673						3,001,855			
	Regional Policy Coordination							1,754,131			
	Office of Economic Development					16,275,261					
TDCS Accounting Programs	County Event Center		9,937,236								
	Tax Title Land										
	\$ Coll On Behalf of Other Agcy	3,271,420									
	Countywide TSDC									16,382,425	
	HV Joint Area TSDC									913,242	
	Dog Services Charitable Fund	502,452									
<b>TOTAL</b>		23,865,525	9,937,236	22,220,956	17,691,436	16,613,439	129,515,251	1,266,243	17,295,667	1,402,907	
<b>FY25-26 Budget (Amended)</b>		21,896,963	12,484,747	21,321,862	13,153,804	18,004,098	131,596,543	4,603,871	22,633,782	396,347	
<b>\$ Increase (Decrease)</b>		1,968,562	(2,547,511)	899,094	4,537,632	(1,390,659)	(2,081,292)	(3,337,628)	(5,338,115)	1,006,560	
<b>% Increase (Decrease)</b>		9%	-20%	4%	34%	-8%	-2%	-72%	-24%	254%	

\*General Fund Support is a subsidy, net of any other revenue received by the department.

\*\* FY26-27 FTE: The figures align to each department's updated personnel counts.



Department of Transportation and Development (30/50/60/80)

Department Budget Summary by Fund

Line of Business	Program	FY26-27	FY26-27	FY26-27	FY26-27	FY26-27	FY26-27	% of	FY26-27 FTE **		
		Special Grants Fund (230)	Parks & Forestry Fund (257)	Stone Creek Golf Course (601)	Fleet Svcs Fund (770)	Total Budget	General Fund Support in Budget *		Total	Filled	Vacant
Administrative Services	Office of the Director	-				3,754,030	-	0%	10.2	8.2	2.0
Transportation Services	Traffic Safety					6,791,470	-	0%	13.2	11.2	2.0
	Transportation Engineering & Construction					24,834,209	-	0%	23.2	20.2	3.0
	Transportation Maintenance					50,169,170	-	0%	103.2	98.2	5.0
	Community Road Fund					31,264,726	-	0%			
	Damascus Roads					5,986,249	-	0%			
	Fleet				9,281,124	9,281,124	-	0%	21.0	20.0	1.0
Community Services	Gladstone Library					4,086,401	-	0%	4.9	4.9	
	Library Support Services					7,019,514	2,987,416	43%	12.0	12.0	
	Oak Lodge Library					5,507,524	-	0%	7.1	7.1	
	Code Enforcement					1,539,919	-	0%	7.0	7.0	
	Dog Services					3,166,667	1,820,376	57%	14.0	12.0	2.0
	Sustainability & Solid Waste					8,070,344	-	0%	11.9	9.9	2.0
	County Parks		4,503,527	8,826,972		13,330,499	-	0%	8.0	7.0	1.0
	Forestry		2,245,242			2,245,242	-	0%	1.0	1.0	
	Property Disposition					1,266,243	-	0%	1.0	1.0	
Development Services	County Surveyor					1,622,550	438,996	27%	7.0	7.0	
	Public Land Corner					1,402,907	-	0%			
	Current Planning					4,620,500	2,641,546	57%	14.7	14.7	
	Building Codes					20,399,603	-	0%	43.2	40.2	3.0
	Septic					1,821,353	-	0%	6.1	6.1	
	Development Engineering					3,375,585	-	0%	17.2	15.2	2.0
Visioning Services	Long Range Planning					4,073,528	321,666	8%	7.6	7.6	
	Regional Policy Coordination					1,754,131	-	0%	4.0	4.0	
	Office of Economic Development					16,275,261	-	0%	5.0	4.0	1.0
TDCS Accounting Programs	County Event Center	1,500,000				11,437,236	-	0%			
	Tax Title Land					-	-	0%			
	\$ Coll On Behalf of Other Agcy					3,271,420	-	0%			
	Countywide TSDC					16,382,425	-	0%			
	HV Joint Area TSDC					913,242	-	0%			
	Dog Services Charitable Fund					502,452	-	0%			
	<b>TOTAL</b>	<b>1,500,000</b>	<b>6,748,769</b>	<b>8,826,972</b>	<b>9,281,124</b>	<b>266,165,525</b>	<b>8,210,000</b>	<b>3%</b>	<b>342.2</b>	<b>318.3</b>	<b>24.0</b>
	<b>FY25-26 Budget (Amended)</b>	<b>9,174,327</b>	<b>7,072,269</b>	<b>7,936,147</b>	<b>9,095,217</b>	<b>279,369,977</b>	<b>7,970,561</b>	<b>3%</b>	<b>342.2</b>	<b>307.2</b>	<b>35.0</b>
	<b>\$ Increase (Decrease)</b>	<b>(7,674,327)</b>	<b>(323,500)</b>	<b>890,825</b>	<b>185,907</b>	<b>(13,204,452)</b>	<b>239,439</b>		<b>0.0</b>	<b>11.1</b>	<b>(11.0)</b>
	<b>% Increase (Decrease)</b>	<b>-84%</b>	<b>-5%</b>	<b>11%</b>	<b>2%</b>	<b>-5%</b>	<b>3%</b>		<b>0%</b>	<b>4%</b>	<b>-31%</b>

\*General Fund Support is a subsidy, net of any other revenue received by the depart

\*\* FY26-27 FTE: The figures align to each department's updated personnel counts.



**300101-Office of the Director**  
**BCC Priority Alignment: Public Trust in Good Government**  
**Program Budget Summary**

	<u>Budget-to-Budget:</u>						
	FY23-24	FY24-25	FY25-26	FY25-26	FY26-27	\$	%
	Actuals	Actuals	Amended Budget	Projected Year-End	Budget	Variance	Variance
<b>Beginning Fund Balance</b>	<b>1,202,915</b>	<b>1,155,919</b>	<b>857,691</b>	<b>1,095,580</b>	<b>673,404</b>	<b>(184,287)</b>	<b>-21%</b>
Taxes	-	-	-	-	-	-	-
Federal, State, Local, All Other Gifts	27,654	369,865	41,144	154,698	399,142	357,998	870%
Charges, Fees, License, Permits, Fines	2,611,929	2,666,427	2,768,097	2,640,512	2,681,484	(86,613)	-3%
Revenue from Bonds & Other Debts	-	-	-	-	-	-	-
All Other Revenue Resources	18,513	45	-	-	-	-	-
Other Interfund Transfers	-	-	-	-	-	-	-
General Fund Support	284,121	-	-	-	-	-	-
<b>Operating Revenue</b>	<b>2,942,217</b>	<b>3,036,336</b>	<b>2,809,241</b>	<b>2,795,210</b>	<b>3,080,626</b>	<b>271,385</b>	<b>10%</b>
<b>Total Revenue</b>	<b>4,145,132</b>	<b>4,192,255</b>	<b>3,666,932</b>	<b>3,890,790</b>	<b>3,754,030</b>	<b>87,098</b>	<b>2%</b>
Personnel Services	1,682,388	1,960,807	2,132,789	2,084,854	2,187,687	54,898	3%
Materials and Services	1,306,825	1,128,046	1,227,720	1,107,532	1,216,335	(11,385)	-1%
Capital Outlay	-	7,821	-	25,000	-	-	-
<b>Operating Expense</b>	<b>2,989,214</b>	<b>3,096,674</b>	<b>3,360,509</b>	<b>3,217,386</b>	<b>3,404,022</b>	<b>43,513</b>	<b>1%</b>
Debt Service	-	-	-	-	-	-	-
Special Payments	-	-	-	-	-	-	-
Transfers	-	-	-	-	-	-	-
Contingency	-	-	306,423	-	350,008	43,585	14%
<b>Total Appropriated</b>	<b>2,989,214</b>	<b>3,096,674</b>	<b>3,666,932</b>	<b>3,217,386</b>	<b>3,754,030</b>	<b>87,098</b>	<b>2%</b>
Reserve for Future Expenditures	-	-	-	-	-	-	-
<b>Total Expense</b>	<b>2,989,214</b>	<b>3,096,674</b>	<b>3,666,932</b>	<b>3,217,386</b>	<b>3,754,030</b>	<b>130,683</b>	<b>4%</b>
<b>Revenues Less Expenses</b>	<b>1,155,919</b>	<b>1,095,580</b>	<b>-</b>	<b>673,405</b>	<b>-</b>		

Notes:

Refining line of business structure to more accurately reflect needs of Community Services under DTD. Identifying administrative efficiencies. Defining departmental expectations and aligning policies and practices. Increased DTD Financial team support to an Accounting Specialist 2 and an Accountant 1 to fill the gap in support with the additional programs. In final year of a year phased plan for redistributing fund balance from the BCS Indirect Model to BCS programs.



**300302-Traffic Safety**  
 BCC Priority Alignment: Safe, Secure, and Livable Communities  
 Program Budget Summary

	<u>Budget-to-Budget:</u>						
	FY23-24	FY24-25	FY25-26	FY25-26	FY26-27	\$	%
	Actuals	Actuals	Amended Budget	Projected Year-End	Budget	Variance	Variance
<b>Beginning Fund Balance</b>	-	-	-	-	-	-	-
Taxes	-	-	-	-	-	-	-
Federal, State, Local, All Other Gifts	3,493,732	3,135,910	7,114,296	6,651,153	6,593,527	(520,769)	-7%
Charges, Fees, License, Permits, Fines	191,186	379,585	153,500	155,000	197,943	44,443	29%
Revenue from Bonds & Other Debts	-	-	-	-	-	-	-
All Other Revenue Resources	95,570	7,290	9,900	5,000	-	(9,900)	-100%
Other Interfund Transfers	3,015	2,306	8,000	-	-	(8,000)	-100%
General Fund Support	-	-	-	-	-	-	-
<b>Operating Revenue</b>	<b>3,783,503</b>	<b>3,525,090</b>	<b>7,285,696</b>	<b>6,811,153</b>	<b>6,791,470</b>	<b>(494,226)</b>	<b>-7%</b>
<b>Total Revenue</b>	<b>3,783,503</b>	<b>3,525,090</b>	<b>7,285,696</b>	<b>6,811,153</b>	<b>6,791,470</b>	<b>(494,226)</b>	<b>-7%</b>
Personnel Services	2,117,802	2,174,110	2,321,785	2,197,220	2,430,232	108,447	5%
Materials and Services	1,367,958	1,165,517	3,352,990	3,144,372	2,367,884	(985,106)	-29%
Capital Outlay	297,743	155,104	1,610,921	1,469,561	1,993,355	382,434	24%
<b>Operating Expense</b>	<b>3,783,503</b>	<b>3,494,731</b>	<b>7,285,696</b>	<b>6,811,153</b>	<b>6,791,470</b>	<b>(494,226)</b>	<b>-7%</b>
Debt Service	-	-	-	-	-	-	-
Special Payments	-	-	-	-	-	-	-
Transfers	-	-	-	-	-	-	-
Contingency	-	-	-	-	-	-	-
<b>Total Appropriated</b>	<b>3,783,503</b>	<b>3,494,731</b>	<b>7,285,696</b>	<b>6,811,153</b>	<b>6,791,470</b>	<b>(494,226)</b>	<b>-7%</b>
Reserve for Future Expenditures	-	-	-	-	-	-	-
<b>Total Expense</b>	<b>3,783,503</b>	<b>3,494,731</b>	<b>7,285,696</b>	<b>6,811,153</b>	<b>6,791,470</b>	<b>(494,226)</b>	<b>-7%</b>
<b>Revenues Less Expenses</b>	-	30,360	-	-	-	-	-

Notes:

Traffic Safety has 14 projects in various phases of Planning, Design & Construction. During FY 2026/2027 \$7.3M is programmed for three HB2017 Safety projects (\$6.52M) and 11 Road Fund Safety projects (\$803k). The staff in this program also manage projects in the Community Road Fund and Damascus Roads programs.



**300303-Transportation Engineering & Construction**  
 BCC Priority Alignment: Strong Infrastructure  
 Program Budget Summary

	<u>Budget-to-Budget:</u>						
	FY23-24	FY24-25	FY25-26	FY25-26	FY26-27	\$	%
	Actuals	Actuals	Amended Budget	Projected Year-End	Budget	Variance	Variance
<b>Beginning Fund Balance</b>	<b>9,370</b>	<b>(3,777)</b>	-	-	-	-	-
Taxes	-	-	-	-	-	-	-
Federal, State, Local, All Other Gifts	7,881,513	13,999,078	20,704,433	21,315,343	13,385,764	(7,318,669)	-35%
Charges, Fees, License, Permits, Fines	1,293,681	834,222	1,047,147	932,264	855,715	(191,432)	-18%
Revenue from Bonds & Other Debts	-	-	-	-	-	-	-
All Other Revenue Resources	803,374	991,531	2,814,193	4,853,155	9,827,444	7,013,251	249%
Other Interfund Transfers	133,869	98,325	1,427,499	1,804,062	765,286	(662,213)	-46%
General Fund Support	-	-	-	-	-	-	-
<b>Operating Revenue</b>	<b>10,112,437</b>	<b>15,923,156</b>	<b>25,993,272</b>	<b>28,904,824</b>	<b>24,834,209</b>	<b>(1,159,063)</b>	<b>-4%</b>
<b>Total Revenue</b>	<b>10,121,807</b>	<b>15,919,379</b>	<b>25,993,272</b>	<b>28,904,824</b>	<b>24,834,209</b>	<b>(1,159,063)</b>	<b>-4%</b>
Personnel Services	3,554,538	3,785,599	4,433,211	4,258,802	4,656,261	223,050	5%
Materials and Services	3,140,014	2,245,070	7,181,409	6,839,663	4,603,316	(2,578,093)	-36%
Capital Outlay	3,431,032	9,888,710	14,378,652	17,806,359	15,574,632	1,195,980	8%
<b>Operating Expense</b>	<b>10,125,584</b>	<b>15,919,379</b>	<b>25,993,272</b>	<b>28,904,824</b>	<b>24,834,210</b>	<b>(1,159,062)</b>	<b>-4%</b>
Debt Service	-	-	-	-	-	-	-
Special Payments	-	-	-	-	-	-	-
Transfers	-	-	-	-	-	-	-
Contingency	-	-	-	-	-	-	-
<b>Total Appropriated</b>	<b>10,125,584</b>	<b>15,919,379</b>	<b>25,993,272</b>	<b>28,904,824</b>	<b>24,834,210</b>	<b>(1,159,062)</b>	<b>-4%</b>
Reserve for Future Expenditures	-	-	-	-	-	-	-
<b>Total Expense</b>	<b>10,125,584</b>	<b>15,919,379</b>	<b>25,993,272</b>	<b>28,904,824</b>	<b>24,834,210</b>	<b>(1,159,062)</b>	<b>-4%</b>
<b>Revenues Less Expenses</b>	<b>(3,777)</b>	-	-	-	-	-	-

Notes:

Transportation Engineering & Construction has 19 projects in various phases of Planning, Design & Construction. During FY 26/27, \$42.4M is programmed for an ADA project (\$483k), a contract paving project (\$6M), four Bike/Ped projects (\$6.4M), eight Bridge projects (\$6M), a Safety project, three Storm Drain projects (\$2.7M), and a contracted road project for the City of Happy Valley on SE 172nd Avenue (\$20M). The staff in this program also manage projects in the Community Road Fund and Damascus Roads.



**300304-Transportation Maintenance**  
 BCC Priority Alignment: Strong Infrastructure  
 Program Budget Summary

	<u>Budget-to-Budget:</u>						
	FY23-24	FY24-25	FY25-26	FY25-26	FY26-27	\$	%
	Actuals	Actuals	Amended Budget	Projected Year-End	Budget	Variance	Variance
<b>Beginning Fund Balance</b>	<b>35,549,101</b>	<b>38,165,034</b>	<b>29,501,452</b>	<b>35,572,486</b>	<b>26,103,501</b>	<b>(3,397,951)</b>	<b>-12%</b>
Taxes	-	-	-	-	-	-	-
Federal, State, Local, All Other Gifts	27,676,013	25,447,428	19,079,093	22,077,498	19,244,318	165,225	1%
Charges, Fees, License, Permits, Fines	685,552	977,320	733,662	1,043,346	1,901,976	1,168,314	159%
Revenue from Bonds & Other Debts	-	-	-	-	-	-	-
All Other Revenue Resources	3,668,964	4,211,715	2,846,816	2,908,302	2,919,375	72,559	3%
Other Interfund Transfers	2,838	-	-	-	-	-	-
General Fund Support	-	-	-	-	-	-	-
<b>Operating Revenue</b>	<b>32,033,368</b>	<b>30,636,463</b>	<b>22,659,571</b>	<b>26,029,146</b>	<b>24,065,669</b>	<b>1,406,098</b>	<b>6%</b>
<b>Total Revenue</b>	<b>67,582,469</b>	<b>68,801,497</b>	<b>52,161,023</b>	<b>61,601,632</b>	<b>50,169,170</b>	<b>(1,991,853)</b>	<b>-4%</b>
Personnel Services	11,510,073	12,181,416	14,311,537	12,073,403	15,200,193	888,656	6%
Materials and Services	15,793,750	16,972,296	16,071,813	18,438,174	14,154,224	(1,917,589)	-12%
Capital Outlay	829,015	1,762,682	2,058,524	2,447,803	1,353,600	(704,924)	-34%
<b>Operating Expense</b>	<b>28,132,838</b>	<b>30,916,393</b>	<b>32,441,874</b>	<b>32,959,379</b>	<b>30,708,017</b>	<b>(1,733,857)</b>	<b>-5%</b>
Debt Service	-	-	-	-	-	-	-
Special Payments	-	-	100,000	-	1,250,000	1,150,000	1150%
Transfers	1,284,597	2,342,977	2,806,700	2,538,752	1,989,792	(816,908)	-29%
Contingency	-	-	10,000,000	-	10,000,000	-	0%
<b>Total Appropriated</b>	<b>29,417,435</b>	<b>33,259,370</b>	<b>45,348,574</b>	<b>35,498,132</b>	<b>43,947,809</b>	<b>(1,400,765)</b>	<b>-3%</b>
Reserve for Future Expenditures	-	-	6,812,449	-	6,221,360	(591,089)	-9%
<b>Total Expense</b>	<b>29,417,435</b>	<b>33,259,370</b>	<b>52,161,023</b>	<b>35,498,132</b>	<b>50,169,169</b>	<b>(2,808,762)</b>	<b>-5%</b>
<b>Revenues Less Expenses</b>	<b>38,165,034</b>	<b>35,542,126</b>	<b>-</b>	<b>26,103,500</b>	<b>-</b>		

Notes:

Almost \$8M will be invested in the design and execution of resurfacing (contract paving/county performed) projects in FY26/27. This will include 19.28 total miles of resurfacing with 4.5 miles of paving and 14.78 miles of slurry seal. Budget includes purchase of rock to prepare for over 60 miles of chip seal in the coming years. Work to expand material storage to improve response throughout the county. Continue replacing heavy equipment with diesel engines older than 2010 (HB2007).



**300305-Community Road Fund**  
 BCC Priority Alignment: Strong Infrastructure  
 Program Budget Summary

	<u>Budget-to-Budget:</u>						
	FY23-24	FY24-25	FY25-26	FY25-26	FY26-27	\$	%
	Actuals	Actuals	Amended Budget	Projected Year-End	Budget	Variance	Variance
<b>Beginning Fund Balance</b>	<b>14,501,648</b>	<b>16,355,665</b>	<b>17,309,929</b>	<b>19,898,860</b>	<b>15,158,075</b>	<b>(2,151,854)</b>	<b>-12%</b>
Taxes	-	-	-	-	-	-	-
Federal, State, Local, All Other Gifts	1,237,176	102,784	118,445	856,908	1,215,000	1,096,555	926%
Charges, Fees, License, Permits, Fines	11,622,997	11,367,014	11,864,841	11,578,522	11,766,740	(98,101)	-1%
Revenue from Bonds & Other Debts	-	-	-	-	-	-	-
All Other Revenue Resources	295,524	705	600,133	1,307,370	-	(600,133)	-100%
Other Interfund Transfers	888,948	2,534,741	4,499,872	7,158,081	3,124,911	(1,374,961)	-31%
General Fund Support	-	-	-	-	-	-	-
<b>Operating Revenue</b>	<b>14,044,645</b>	<b>14,005,244</b>	<b>17,083,291</b>	<b>20,900,881</b>	<b>16,106,651</b>	<b>(976,640)</b>	<b>-6%</b>
<b>Total Revenue</b>	<b>28,546,293</b>	<b>30,360,909</b>	<b>34,393,220</b>	<b>40,799,741</b>	<b>31,264,726</b>	<b>(3,128,494)</b>	<b>-9%</b>
Personnel Services	-	-	-	-	-	-	-
Materials and Services	2,206,983	2,305,086	3,859,527	5,033,333	3,042,672	(816,855)	-21%
Capital Outlay	5,193,050	3,681,375	11,222,072	14,150,332	14,558,344	3,336,272	30%
<b>Operating Expense</b>	<b>7,400,032</b>	<b>5,986,461</b>	<b>15,081,599</b>	<b>19,183,665</b>	<b>17,601,016</b>	<b>2,519,417</b>	<b>17%</b>
Debt Service	-	-	-	-	-	-	-
Special Payments	4,790,596	4,475,589	5,100,302	6,458,000	5,878,000	777,698	15%
Transfers	-	-	-	-	-	-	-
Contingency	-	-	10,000,000	-	7,785,710	(2,214,290)	-22%
<b>Total Appropriated</b>	<b>12,190,628</b>	<b>10,462,049</b>	<b>30,181,901</b>	<b>25,641,665</b>	<b>31,264,726</b>	<b>1,082,825</b>	<b>4%</b>
Reserve for Future Expenditures	-	-	4,211,319	-	-	(4,211,319)	-100%
<b>Total Expense</b>	<b>12,190,628</b>	<b>10,462,049</b>	<b>34,393,220</b>	<b>25,641,665</b>	<b>31,264,726</b>	<b>(5,342,784)</b>	<b>-16%</b>
<b>Revenues Less Expenses</b>	<b>16,355,665</b>	<b>19,898,860</b>	<b>-</b>	<b>15,158,075</b>	<b>-</b>		

Notes:

More than \$18M will be invested in the design and execution of 14 Community Road Fund projects and the planned jurisdictional transfers of county roadways. Two resurfacing/contract paving projects (\$1.88M), three Strategic Investment Fund projects (\$3.98M), five congestion relief projects (\$8.16M), and four safety projects (\$3.3M) in FY 2026/2027. Another \$1.28M is programmed for jurisdictional transfers under the Strategic Investment Fund.



	<u>Budget-to-Budget:</u>						
	FY23-24	FY24-25	FY25-26	FY25-26	FY26-27	\$	%
	Actuals	Actuals	Amended Budget	Projected Year-End	Budget	Variance	Variance
<b>Beginning Fund Balance</b>	<b>5,391,445</b>	<b>4,570,702</b>	<b>3,859,205</b>	<b>4,655,922</b>	<b>4,971,703</b>	<b>1,112,498</b>	<b>29%</b>
Taxes	-	-	-	-	-	-	-
Federal, State, Local, All Other Gifts	849,790	958,973	876,000	1,097,329	731,553	(144,447)	-16%
Charges, Fees, License, Permits, Fines	163,335	190,112	189,800	201,232	134,154	(55,646)	-29%
Revenue from Bonds & Other Debts	-	-	-	-	-	-	-
All Other Revenue Resources	-	-	-	155,037	148,840	148,840	-
Other Interfund Transfers	-	-	-	-	-	-	-
General Fund Support	-	-	-	-	-	-	-
<b>Operating Revenue</b>	<b>1,013,125</b>	<b>1,149,085</b>	<b>1,065,800</b>	<b>1,453,598</b>	<b>1,014,547</b>	<b>(51,253)</b>	<b>-5%</b>
<b>Total Revenue</b>	<b>6,404,570</b>	<b>5,719,788</b>	<b>4,925,005</b>	<b>6,109,520</b>	<b>5,986,249</b>	<b>1,061,244</b>	<b>22%</b>
Personnel Services	-	-	-	-	-	-	-
Materials and Services	675,051	380,975	1,082,170	882,818	2,002,823	920,653	85%
Capital Outlay	1,158,817	682,890	304,000	255,000	265,000	(39,000)	-13%
<b>Operating Expense</b>	<b>1,833,868</b>	<b>1,063,865</b>	<b>1,386,170</b>	<b>1,137,818</b>	<b>2,267,823</b>	<b>881,653</b>	<b>64%</b>
Debt Service	-	-	-	-	-	-	-
Special Payments	-	-	-	-	-	-	-
Transfers	-	-	-	-	-	-	-
Contingency	-	-	3,507,595	-	3,718,427	210,832	6%
<b>Total Appropriated</b>	<b>1,833,868</b>	<b>1,063,865</b>	<b>4,893,765</b>	<b>1,137,818</b>	<b>5,986,250</b>	<b>1,092,485</b>	<b>22%</b>
Reserve for Future Expenditures	-	-	31,240	-	-	(31,240)	-100%
<b>Total Expense</b>	<b>1,833,868</b>	<b>1,063,865</b>	<b>4,925,005</b>	<b>1,137,818</b>	<b>5,986,250</b>	<b>1,272,077</b>	<b>26%</b>
<b>Revenues Less Expenses</b>	<b>4,570,702</b>	<b>4,655,922</b>	<b>-</b>	<b>4,971,703</b>	<b>-</b>		

Notes:

Under the Damascus disincorporation agreement, the County should receive state highway fund collections through February 2027; the county will receive partial collections in FY2026/2027. After Damascus is removed from the State Shared distribution model, local Vehicle Registration Fees will also stop. Almost \$1.3M will be invested in the design and execution of five Damascus Road Fund projects in FY 2026/2027. Two resurfacing projects (\$420k), three bridge projects (\$777k), and one safety project (\$80k).



	<u>Budget-to-Budget:</u>						
	FY23-24	FY24-25	FY25-26	FY25-26	FY26-27	\$	%
	Actuals	Actuals	Amended Budget	Projected Year-End	Budget	Variance	Variance
<b>Beginning Fund Balance</b>	<b>100,461</b>	<b>(4,323)</b>	<b>328,445</b>	<b>496,269</b>	<b>403,143</b>	<b>74,698</b>	<b>23%</b>
Taxes	-	-	-	-	-	-	-
Federal, State, Local, All Other Gifts	93,219	-	620,000	381	650,000	30,000	5%
Charges, Fees, License, Permits, Fines	7,266,685	8,085,793	8,151,612	7,671,326	8,204,981	53,369	1%
Revenue from Bonds & Other Debts	-	-	-	-	-	-	-
All Other Revenue Resources	190,056	(389)	(4,840)	39,500	23,000	27,840	-575%
Other Interfund Transfers	-	-	-	-	-	-	-
General Fund Support	-	-	-	-	-	-	-
<b>Operating Revenue</b>	<b>7,549,960</b>	<b>8,085,404</b>	<b>8,766,772</b>	<b>7,711,207</b>	<b>8,877,981</b>	<b>111,209</b>	<b>1%</b>
<b>Total Revenue</b>	<b>7,650,422</b>	<b>8,081,081</b>	<b>9,095,217</b>	<b>8,207,476</b>	<b>9,281,124</b>	<b>185,907</b>	<b>2%</b>
Personnel Services	2,824,987	2,825,744	3,171,750	3,003,299	3,235,530	63,780	2%
Materials and Services	4,806,529	4,759,068	5,514,743	4,801,033	5,657,116	142,373	3%
Capital Outlay	23,229	-	-	-	-	-	-
<b>Operating Expense</b>	<b>7,654,745</b>	<b>7,584,813</b>	<b>8,686,493</b>	<b>7,804,332</b>	<b>8,892,647</b>	<b>206,153</b>	<b>2%</b>
Debt Service	-	-	-	-	-	-	-
Special Payments	-	-	-	-	-	-	-
Transfers	-	-	-	-	-	-	-
Contingency	-	-	408,724	-	388,477	(20,247)	-5%
<b>Total Appropriated</b>	<b>7,654,745</b>	<b>7,584,813</b>	<b>9,095,217</b>	<b>7,804,332</b>	<b>9,281,124</b>	<b>185,906</b>	<b>2%</b>
Reserve for Future Expenditures	-	-	-	-	-	-	-
<b>Total Expense</b>	<b>7,654,745</b>	<b>7,584,813</b>	<b>9,095,217</b>	<b>7,804,332</b>	<b>9,281,124</b>	<b>165,659</b>	<b>2%</b>
<b>Revenues Less Expenses</b>	<b>(4,323)</b>	<b>496,269</b>	<b>-</b>	<b>403,143</b>	<b>-</b>		

Notes:  
 Planning to implement a new fleet management software system to replace multiple older software systems that are no longer supported. Training our technicians and adding needed tools to support the Sheriff's office's recent acquisition of patrol vehicles from multiple manufacturers. We will now be supporting four frontline patrol platforms instead of the single platform we have historically supported. Continued coordination of pre-2010 heavy truck replacement to comply with HB2007.



**500502-Gladstone Library**  
 BCC Priority Alignment: Safe, Secure, and Livable Communities  
 Program Budget Summary

Budget-to-Budget:

	FY23-24 Actuals	FY24-25 Actuals	FY25-26 Amended Budget	FY25-26 Projected Year-End	FY26-27 Budget	\$ Variance	% Variance
<b>Beginning Fund Balance</b>	<b>941,370</b>	<b>2,642,857</b>	<b>2,021,028</b>	<b>2,560,256</b>	<b>2,772,178</b>	<b>751,150</b>	<b>37%</b>
Taxes	-	-	-	-	-	-	-
Federal, State, Local, All Other Gifts	7,374,180	1,733,109	1,241,986	1,241,986	1,303,124	61,138	5%
Charges, Fees, License, Permits, Fines	5,792	5,801	3,600	4,500	4,500	900	25%
Revenue from Bonds & Other Debts	-	-	-	-	-	-	-
All Other Revenue Resources	275,685	53,953	53,260	53,260	6,600	(46,660)	-88%
Other Interfund Transfers	1,978,189	455,602	-	-	-	-	-
General Fund Support	-	-	-	-	-	-	-
<b>Operating Revenue</b>	<b>9,633,845</b>	<b>2,248,465</b>	<b>1,298,846</b>	<b>1,299,746</b>	<b>1,314,224</b>	<b>15,378</b>	<b>1%</b>
<b>Total Revenue</b>	<b>10,575,215</b>	<b>4,891,322</b>	<b>3,319,874</b>	<b>3,860,002</b>	<b>4,086,401</b>	<b>766,527</b>	<b>23%</b>
Personnel Services	720,639	674,301	768,517	646,386	780,900	12,384	2%
Materials and Services	381,205	518,979	455,510	441,439	485,165	29,655	7%
Capital Outlay	6,830,514	1,137,787	80,000	-	80,000	-	0%
<b>Operating Expense</b>	<b>7,932,358</b>	<b>2,331,066</b>	<b>1,304,027</b>	<b>1,087,825</b>	<b>1,346,065</b>	<b>42,038</b>	<b>3%</b>
Debt Service	-	-	-	-	-	-	-
Special Payments	-	-	-	-	-	-	-
Transfers	-	-	-	-	-	-	-
Contingency	-	-	2,015,847	-	2,740,337	724,490	36%
<b>Total Appropriated</b>	<b>7,932,358</b>	<b>2,331,066</b>	<b>3,319,874</b>	<b>1,087,825</b>	<b>4,086,402</b>	<b>766,528</b>	<b>23%</b>
Reserve for Future Expenditures	-	-	-	-	-	-	-
<b>Total Expense</b>	<b>7,932,358</b>	<b>2,331,066</b>	<b>3,319,874</b>	<b>1,087,825</b>	<b>4,086,402</b>	<b>1,491,018</b>	<b>45%</b>
<b>Revenues Less Expenses</b>	<b>2,642,857</b>	<b>2,560,256</b>	<b>-</b>	<b>2,772,178</b>	<b>-</b>		

Notes:

The new Gladstone Library facility opened to the public on September 25, 2024. We continue to promote services in the new facility and work to create a welcoming environment, seek new community partnerships, offer new engaging programs, and look for opportunities for outreach to underserved populations.



**500504-Library Support Services**  
 BCC Priority Alignment: Public Trust in Good Government  
 Program Budget Summary

	<u>Budget-to-Budget:</u>						
	FY23-24	FY24-25	FY25-26	FY25-26	FY26-27	\$	%
	Actuals	Actuals	Amended Budget	Projected Year-End	Budget	Variance	Variance
<b>Beginning Fund Balance</b>	<b>2,310,988</b>	<b>2,750,522</b>	<b>3,000,581</b>	<b>2,890,049</b>	<b>2,878,888</b>	<b>(121,693)</b>	<b>-4%</b>
Taxes	-	-	-	-	-	-	-
Federal, State, Local, All Other Gifts	-	-	-	-	-	-	-
Charges, Fees, License, Permits, Fines	54,398	48,957	62,500	40,000	40,000	(22,500)	-36%
Revenue from Bonds & Other Debts	-	-	-	-	-	-	-
All Other Revenue Resources	905,766	1,086,755	1,817,520	1,078,708	1,113,210	(704,310)	-39%
Other Interfund Transfers	-	-	-	-	-	-	-
General Fund Support	2,680,451	2,579,757	2,900,092	2,900,092	2,987,416	87,324	3%
<b>Operating Revenue</b>	<b>3,640,615</b>	<b>3,715,469</b>	<b>4,780,112</b>	<b>4,018,800</b>	<b>4,140,626</b>	<b>(639,486)</b>	<b>-13%</b>
<b>Total Revenue</b>	<b>5,951,603</b>	<b>6,465,992</b>	<b>7,780,693</b>	<b>6,908,849</b>	<b>7,019,514</b>	<b>(761,179)</b>	<b>-10%</b>
Personnel Services	1,776,635	1,942,293	2,013,483	2,119,897	2,099,756	86,272	4%
Materials and Services	1,321,752	1,491,553	2,417,353	1,570,529	1,596,546	(820,807)	-34%
Capital Outlay	35,996	96,428	540,000	301,835	242,890	(297,110)	-55%
<b>Operating Expense</b>	<b>3,134,384</b>	<b>3,530,274</b>	<b>4,970,836</b>	<b>3,992,261</b>	<b>3,939,191</b>	<b>(1,031,644)</b>	<b>-21%</b>
Debt Service	-	-	-	-	-	-	-
Special Payments	66,697	45,668	60,000	37,700	37,700	(22,300)	-37%
Transfers	-	-	-	-	-	-	-
Contingency	-	-	450,515	-	1,988,446	1,537,931	341%
<b>Total Appropriated</b>	<b>3,201,081</b>	<b>3,575,942</b>	<b>5,481,351</b>	<b>4,029,961</b>	<b>5,965,337</b>	<b>483,987</b>	<b>9%</b>
Reserve for Future Expenditures	-	-	2,299,342	-	1,054,176	(1,245,166)	-54%
<b>Total Expense</b>	<b>3,201,081</b>	<b>3,575,942</b>	<b>7,780,693</b>	<b>4,029,961</b>	<b>7,019,513</b>	<b>776,752</b>	<b>10%</b>
<b>Revenues Less Expenses</b>	<b>2,750,522</b>	<b>2,890,049</b>	<b>-</b>	<b>2,878,888</b>	<b>-</b>		

Notes:

The biggest change for FY26-27 is a significant reduction in pass-through purchases (42210) with initial locker purchases completed in FY25-26. Spending was not nearly as much as anticipated for this project because of libraries not finding suitable options for vending options, which would have cost >\$100K each.



**500505-Oak Lodge Library**  
 BCC Priority Alignment: Safe, Secure, and Livable Communities  
 Program Budget Summary

	<u>Budget-to-Budget:</u>						
	FY23-24	FY24-25	FY25-26	FY25-26	FY26-27	\$	%
	Actuals	Actuals	Amended Budget	Projected Year-End	Budget	Variance	Variance
<b>Beginning Fund Balance</b>	<b>4,368,529</b>	<b>6,703,169</b>	<b>4,575,159</b>	<b>5,555,688</b>	<b>3,466,717</b>	<b>(1,108,442)</b>	<b>-24%</b>
Taxes	-	-	-	-	-	-	-
Federal, State, Local, All Other Gifts	5,516,305	8,177,906	1,941,887	1,941,887	2,011,567	69,680	4%
Charges, Fees, License, Permits, Fines	23,307	23,779	238,921	20,600	21,000	(217,921)	-91%
Revenue from Bonds & Other Debts	-	-	-	-	-	-	-
All Other Revenue Resources	50,148	51,939	47,564	15,000	8,240	(39,324)	-83%
Other Interfund Transfers	2,688,000	3,962,000	100,000	-	-	(100,000)	-100%
General Fund Support	-	-	-	-	-	-	-
<b>Operating Revenue</b>	<b>8,277,760</b>	<b>12,215,624</b>	<b>2,328,372</b>	<b>1,977,487</b>	<b>2,040,807</b>	<b>(287,565)</b>	<b>-12%</b>
<b>Total Revenue</b>	<b>12,646,289</b>	<b>18,918,793</b>	<b>6,903,531</b>	<b>7,533,175</b>	<b>5,507,524</b>	<b>(1,396,007)</b>	<b>-20%</b>
Personnel Services	808,460	983,578	1,253,526	1,209,035	1,317,585	64,058	5%
Materials and Services	587,386	670,954	739,323	986,661	384,586	(354,737)	-48%
Capital Outlay	4,547,274	11,708,573	1,200,000	1,658,762	-	(1,200,000)	-100%
<b>Operating Expense</b>	<b>5,943,120</b>	<b>13,363,105</b>	<b>3,192,849</b>	<b>3,854,458</b>	<b>1,702,170</b>	<b>(1,490,679)</b>	<b>-47%</b>
Debt Service	-	-	-	-	-	-	-
Special Payments	-	-	300,000	212,000	21,000	(279,000)	-93%
Transfers	-	-	-	-	-	-	-
Contingency	-	-	3,410,682	-	3,784,354	373,672	11%
<b>Total Appropriated</b>	<b>5,943,120</b>	<b>13,363,105</b>	<b>6,903,531</b>	<b>4,066,458</b>	<b>5,507,524</b>	<b>(1,396,007)</b>	<b>-20%</b>
Reserve for Future Expenditures	-	-	-	-	-	-	-
<b>Total Expense</b>	<b>5,943,120</b>	<b>13,363,105</b>	<b>6,903,531</b>	<b>4,066,458</b>	<b>5,507,524</b>	<b>(1,022,335)</b>	<b>-15%</b>
<b>Revenues Less Expenses</b>	<b>6,703,169</b>	<b>5,555,688</b>	<b>-</b>	<b>3,466,717</b>	<b>-</b>		

Notes:

The New Oak Lodge Library facility opened to the public on October 18, 2025. Now that we are in the new building, we will work to create a welcoming environment, build stronger community partnerships, offer new engaging programs, and look for opportunities for outreach to underserved populations.



**500506-Code Enforcement**  
 BCC Priority Alignment: Safe, Secure, and Livable Communities  
 Program Budget Summary

	<u>Budget-to-Budget:</u>						
	FY23-24	FY24-25	FY25-26	FY25-26	FY26-27	\$	%
	Actuals	Actuals	Amended Budget	Projected Year-End	Budget	Variance	Variance
<b>Beginning Fund Balance</b>	<b>282,958</b>	-	-	(251)	(0)	(0)	-
Taxes	-	-	-	-	-	-	-
Federal, State, Local, All Other Gifts	-	17	-	-	-	-	-
Charges, Fees, License, Permits, Fines	957,732	1,243,453	1,443,816	1,367,582	1,506,899	63,083	4%
Revenue from Bonds & Other Debts	-	-	-	-	-	-	-
All Other Revenue Resources	24,259	53,388	16,066	33,020	33,020	16,954	106%
Other Interfund Transfers	-	-	-	-	-	-	-
General Fund Support	-	-	-	-	-	-	-
<b>Operating Revenue</b>	<b>981,992</b>	<b>1,296,857</b>	<b>1,459,882</b>	<b>1,400,602</b>	<b>1,539,919</b>	<b>80,037</b>	<b>5%</b>
<b>Total Revenue</b>	<b>1,264,950</b>	<b>1,296,857</b>	<b>1,459,882</b>	<b>1,400,351</b>	<b>1,539,919</b>	<b>80,036</b>	<b>5%</b>
Personnel Services	1,003,171	1,030,290	1,130,730	1,076,336	1,193,273	62,543	6%
Materials and Services	261,778	266,819	329,152	324,015	326,646	(2,507)	-1%
Capital Outlay	-	-	-	-	20,000	20,000	-
<b>Operating Expense</b>	<b>1,264,950</b>	<b>1,297,109</b>	<b>1,459,882</b>	<b>1,400,351</b>	<b>1,539,919</b>	<b>80,036</b>	<b>5%</b>
Debt Service	-	-	-	-	-	-	-
Special Payments	-	-	-	-	-	-	-
Transfers	-	-	-	-	-	-	-
Contingency	-	-	-	-	-	-	-
<b>Total Appropriated</b>	<b>1,264,950</b>	<b>1,297,109</b>	<b>1,459,882</b>	<b>1,400,351</b>	<b>1,539,919</b>	<b>80,036</b>	<b>5%</b>
Reserve for Future Expenditures	-	-	-	-	-	-	-
<b>Total Expense</b>	<b>1,264,950</b>	<b>1,297,109</b>	<b>1,459,882</b>	<b>1,400,351</b>	<b>1,539,919</b>	<b>80,036</b>	<b>5%</b>
<b>Revenues Less Expenses</b>	-	(251)	-	-	-	-	-

Notes:

Processes continue to be updated to make the program more efficient and effective including updating the priority list. Neighborhood Livability team continues to address nuisance properties while working with social service partners to clean up properties and assist those individuals that need resources. Partnering with law enforcement teams to secure structures and turn off power to dangerous illegal marijuana grows. Continuing to partner with County Counsel to move cases through the court process.



Budget-to-Budget:

	FY23-24 Actuals	FY24-25 Actuals	FY25-26 Amended Budget	FY25-26 Projected Year-End	FY26-27 Budget	\$ Variance	% Variance
<b>Beginning Fund Balance</b>	<b>245,856</b>	<b>139,537</b>	<b>94,073</b>	<b>94,073</b>	<b>225,041</b>	<b>130,968</b>	<b>139%</b>
Taxes	-	-	-	-	-	-	-
Federal, State, Local, All Other Gifts	4,920	36,815	-	-	-	-	-
Charges, Fees, License, Permits, Fines	778,047	887,905	866,850	1,028,984	1,070,750	203,900	24%
Revenue from Bonds & Other Debts	-	-	-	-	-	-	-
All Other Revenue Resources	17,732	48,757	25,800	34,685	15,500	(10,300)	-40%
Other Interfund Transfers	-	-	20,000	20,000	35,000	15,000	75%
General Fund Support	1,655,360	1,656,915	1,767,355	1,767,355	1,820,376	53,021	3%
<b>Operating Revenue</b>	<b>2,456,059</b>	<b>2,630,392</b>	<b>2,680,005</b>	<b>2,851,024</b>	<b>2,941,626</b>	<b>261,621</b>	<b>10%</b>
<b>Total Revenue</b>	<b>2,701,915</b>	<b>2,769,929</b>	<b>2,774,078</b>	<b>2,945,097</b>	<b>3,166,667</b>	<b>392,589</b>	<b>14%</b>
Personnel Services	1,658,290	1,731,648	1,820,960	1,794,432	1,985,772	164,812	9%
Materials and Services	876,316	944,208	945,159	917,076	1,006,436	61,277	6%
Capital Outlay	27,475	-	-	8,549	-	-	-
<b>Operating Expense</b>	<b>2,562,082</b>	<b>2,675,857</b>	<b>2,766,119</b>	<b>2,720,056</b>	<b>2,992,208</b>	<b>226,089</b>	<b>8%</b>
Debt Service	-	-	-	-	-	-	-
Special Payments	-	-	-	-	-	-	-
Transfers	-	-	-	-	-	-	-
Contingency	-	-	7,959	-	174,459	166,500	2092%
<b>Total Appropriated</b>	<b>2,562,082</b>	<b>2,675,857</b>	<b>2,774,078</b>	<b>2,720,056</b>	<b>3,166,667</b>	<b>392,589</b>	<b>14%</b>
Reserve for Future Expenditures	-	-	-	-	-	-	-
<b>Total Expense</b>	<b>2,562,082</b>	<b>2,675,857</b>	<b>2,774,078</b>	<b>2,720,056</b>	<b>3,166,667</b>	<b>559,089</b>	<b>20%</b>
<b>Revenues Less Expenses</b>	<b>139,833</b>	<b>94,073</b>	<b>-</b>	<b>225,041</b>	<b>-</b>		

Notes:

Code changes simplifying licensing and citation issuance along with increased enforcement have improved dog licensing compliance by 20%. Staffing shortages required the shelter to implement a dog population cap to maintain standards of care, resulting in 2+ months of intake closures and turning away strays and law enforcement intakes. Temp staff have enabled a short-term capacity increase. Funding partnerships with cities are being explored to support additional shelter staff and sustainable capacity.



**500508-Sustainability & Solid Waste**  
 BCC Priority Alignment: Healthy People  
 Program Budget Summary

	<u>Budget-to-Budget:</u>						
	FY23-24	FY24-25	FY25-26	FY25-26	FY26-27	\$	%
	Actuals	Actuals	Amended Budget	Projected Year-End	Budget	Variance	Variance
<b>Beginning Fund Balance</b>	<b>2,585,262</b>	<b>3,391,627</b>	<b>3,589,671</b>	<b>4,093,569</b>	<b>4,213,990</b>	<b>624,319</b>	<b>17%</b>
Taxes	-	-	-	-	-	-	-
Federal, State, Local, All Other Gifts	870,300	849,114	699,880	706,404	1,351,903	652,023	93%
Charges, Fees, License, Permits, Fines	795	825	150	765	765	615	410%
Revenue from Bonds & Other Debts	-	-	-	-	-	-	-
All Other Revenue Resources	2,312,421	2,543,784	2,539,120	2,503,687	2,503,687	(35,433)	-1%
Other Interfund Transfers	-	-	-	-	-	-	-
General Fund Support	-	-	-	-	-	-	-
<b>Operating Revenue</b>	<b>3,183,516</b>	<b>3,393,723</b>	<b>3,239,150</b>	<b>3,210,856</b>	<b>3,856,354</b>	<b>617,204</b>	<b>19%</b>
<b>Total Revenue</b>	<b>5,768,777</b>	<b>6,785,350</b>	<b>6,828,821</b>	<b>7,304,425</b>	<b>8,070,344</b>	<b>1,241,523</b>	<b>18%</b>
Personnel Services	1,186,361	1,397,232	1,830,855	1,602,563	2,027,400	196,544	11%
Materials and Services	1,020,882	1,146,424	1,472,054	1,362,873	2,390,870	918,816	62%
Capital Outlay	-	72,126	50,000	-	55,000	5,000	10%
<b>Operating Expense</b>	<b>2,207,243</b>	<b>2,615,781</b>	<b>3,352,909</b>	<b>2,965,436</b>	<b>4,473,270</b>	<b>1,120,361</b>	<b>33%</b>
Debt Service	-	-	-	-	-	-	-
Special Payments	-	-	-	-	-	-	-
Transfers	169,907	76,000	176,000	125,000	272,000	96,000	55%
Contingency	-	-	882,228	-	1,581,757	699,529	79%
<b>Total Appropriated</b>	<b>2,377,150</b>	<b>2,691,781</b>	<b>4,411,137</b>	<b>3,090,436</b>	<b>6,327,027</b>	<b>1,915,890</b>	<b>43%</b>
Reserve for Future Expenditures	-	-	2,417,683	-	1,743,318	(674,365)	-28%
<b>Total Expense</b>	<b>2,377,150</b>	<b>2,691,781</b>	<b>6,828,820</b>	<b>3,090,436</b>	<b>8,070,345</b>	<b>2,037,054</b>	<b>30%</b>
<b>Revenues Less Expenses</b>	<b>3,391,627</b>	<b>4,093,569</b>	<b>-</b>	<b>4,213,989</b>	<b>-</b>		

Notes:

Hired temporary employees to assist with required commercial food recycling outreach and business consultations. Hired consultant to plan for contamination reduction work as required by the Recycling Modernization Act. Continual program development work to meet Regional Waste Plan by increasing direct mailings to County residents. Return of Metro funds for food collection. Neighborhood cleanup activities with Love One and support from Code Enforcement. Working to support Clackamas river cleanup event.



Budget-to-Budget:

	FY23-24 Actuals	FY24-25 Actuals	FY25-26 Amended Budget	FY25-26 Projected Year-End	FY26-27 Budget	\$ Variance	% Variance
<b>Beginning Fund Balance</b>	<b>3,622,513</b>	<b>3,909,345</b>	<b>3,907,509</b>	<b>4,080,613</b>	<b>4,609,382</b>	<b>701,873</b>	<b>18%</b>
Taxes	-	-	-	-	-	-	-
Federal, State, Local, All Other Gifts	394,749	707,030	1,558,338	1,259,611	1,799,513	241,175	15%
Charges, Fees, License, Permits, Fines	5,123,393	5,342,012	5,313,620	5,364,957	5,658,972	345,352	6%
Revenue from Bonds & Other Debts	-	-	-	-	-	-	-
All Other Revenue Resources	454,001	464,349	384,594	455,461	405,632	21,038	5%
Other Interfund Transfers	661,000	661,000	661,000	710,000	857,000	196,000	30%
General Fund Support	-	-	-	-	-	-	-
<b>Operating Revenue</b>	<b>6,633,142</b>	<b>7,174,391</b>	<b>7,917,552</b>	<b>7,790,029</b>	<b>8,721,117</b>	<b>803,565</b>	<b>10%</b>
<b>Total Revenue</b>	<b>10,255,656</b>	<b>11,083,736</b>	<b>11,825,061</b>	<b>11,870,643</b>	<b>13,330,499</b>	<b>1,505,438</b>	<b>13%</b>
Personnel Services	1,302,816	1,375,731	1,556,229	1,447,320	1,526,767	(29,462)	-2%
Materials and Services	4,292,258	4,599,420	4,955,099	5,149,044	5,377,122	422,023	9%
Capital Outlay	526,236	802,972	4,511,280	439,897	5,399,624	888,344	20%
<b>Operating Expense</b>	<b>6,121,311</b>	<b>6,778,123</b>	<b>11,022,608</b>	<b>7,036,261</b>	<b>12,303,513</b>	<b>1,280,905</b>	<b>12%</b>
Debt Service	-	-	-	-	-	-	-
Special Payments	-	-	-	-	-	-	-
Transfers	225,000	225,000	225,000	225,000	225,000	-	0%
Contingency	-	-	577,453	-	801,987	224,534	39%
<b>Total Appropriated</b>	<b>6,346,311</b>	<b>7,003,123</b>	<b>11,825,061</b>	<b>7,261,261</b>	<b>13,330,500</b>	<b>1,505,439</b>	<b>13%</b>
Reserve for Future Expenditures	-	-	-	-	-	-	-
<b>Total Expense</b>	<b>6,346,311</b>	<b>7,003,123</b>	<b>11,825,061</b>	<b>7,261,261</b>	<b>13,330,500</b>	<b>1,729,973</b>	<b>15%</b>
<b>Revenues Less Expenses</b>	<b>3,909,345</b>	<b>4,080,613</b>	<b>-</b>	<b>4,609,382</b>	<b>-</b>		

Notes:

County Parks will continue with System Planning efforts and continue with Barton Park Complex Master Plan Phase 1 Development through the use of Metro Local Share funds. Transfers from Stone Creek, Forestry and Sustainability & Solid Waste continue to support operations, but the cost of the master planning effort has made it challenging to expand planned expenditures beyond the Metro funded projects and basic operations.



**500510-Forestry**  
 BCC Priority Alignment: Safe, Secure, and Livable Communities  
 Program Budget Summary

	<u>Budget-to-Budget:</u>						
	FY23-24	FY24-25	FY25-26	FY25-26	FY26-27	\$	%
	Actuals	Actuals	Amended Budget	Projected Year-End	Budget	Variance	Variance
<b>Beginning Fund Balance</b>	<b>2,694,992</b>	<b>2,382,206</b>	<b>2,069,355</b>	<b>2,120,930</b>	<b>1,521,426</b>	<b>(547,929)</b>	<b>-26%</b>
Taxes	-	-	-	-	-	-	-
Federal, State, Local, All Other Gifts	-	-	-	-	-	-	-
Charges, Fees, License, Permits, Fines	452	7,353	40,000	1,250	35,000	(5,000)	-13%
Revenue from Bonds & Other Debts	499,993	645,517	665,500	250,000	443,816	(221,684)	-33%
All Other Revenue Resources	131,014	138,767	368,500	110,364	205,000	(163,500)	-44%
Other Interfund Transfers	40,000	40,000	40,000	40,000	40,000	-	0%
General Fund Support	-	-	-	-	-	-	-
<b>Operating Revenue</b>	<b>671,458</b>	<b>831,636</b>	<b>1,114,000</b>	<b>401,614</b>	<b>723,816</b>	<b>(390,184)</b>	<b>-35%</b>
<b>Total Revenue</b>	<b>3,366,450</b>	<b>3,213,842</b>	<b>3,183,355</b>	<b>2,522,544</b>	<b>2,245,242</b>	<b>(938,113)</b>	<b>-29%</b>
Personnel Services	316,548	300,404	260,536	250,036	266,313	5,776	2%
Materials and Services	267,696	329,258	474,393	289,970	380,592	(93,801)	-20%
Capital Outlay	-	63,250	436,000	61,111	20,000	(416,000)	-95%
<b>Operating Expense</b>	<b>584,244</b>	<b>692,912</b>	<b>1,170,929</b>	<b>601,117</b>	<b>666,905</b>	<b>(504,025)</b>	<b>-43%</b>
Debt Service	-	-	-	-	-	-	-
Special Payments	-	-	-	-	-	-	-
Transfers	400,000	400,000	400,000	400,000	400,000	-	0%
Contingency	-	-	500,000	-	850,000	350,000	70%
<b>Total Appropriated</b>	<b>984,244</b>	<b>1,092,912</b>	<b>2,070,929</b>	<b>1,001,117</b>	<b>1,916,905</b>	<b>(154,025)</b>	<b>-7%</b>
Reserve for Future Expenditures	-	-	1,112,426	-	328,338	(784,088)	-70%
<b>Total Expense</b>	<b>984,244</b>	<b>1,092,912</b>	<b>3,183,355</b>	<b>1,001,117</b>	<b>2,245,243</b>	<b>(588,113)</b>	<b>-18%</b>
<b>Revenues Less Expenses</b>	<b>2,382,206</b>	<b>2,120,930</b>	<b>-</b>	<b>1,521,426</b>	<b>-</b>		

Notes:

Forestry will finalize a timber sale contract selling approximately one million board feet. Non-performing lands are being assessed and properties not conducive to forestry may be sold. A transfer of \$400,000 is budgeted to County Parks. Funds from Sustainability & Solid Waste will cleanup illegal dumpsites on County owned forest land. Evaluating ways to further generate revenue from forest products harvesting. The County Forester provides forestry expertise to internal county partners with tree issues.



**500511-Property Disposition**  
 BCC Priority Alignment: Public Trust in Good Government  
 Program Budget Summary

	<u>Budget-to-Budget:</u>						
	FY23-24	FY24-25	FY25-26	FY25-26	FY26-27	\$	%
	Actuals	Actuals	Amended Budget	Projected Year-End	Budget	Variance	Variance
<b>Beginning Fund Balance</b>	<b>2,157,838</b>	<b>2,002,064</b>	<b>1,882,431</b>	<b>677,568</b>	<b>623,487</b>	<b>(1,258,944)</b>	<b>-67%</b>
Taxes	-	-	-	-	-	-	-
Federal, State, Local, All Other Gifts	-	-	-	-	-	-	-
Charges, Fees, License, Permits, Fines	-	-	5,000	-	400,856	395,856	7917%
Revenue from Bonds & Other Debts	-	-	-	-	-	-	-
All Other Revenue Resources	21,536	53,514	7,570	367,245	241,900	234,330	3096%
Other Interfund Transfers	103,266	-	119,633	31,712	-	(119,633)	-100%
General Fund Support	-	-	-	-	-	-	-
<b>Operating Revenue</b>	<b>124,802</b>	<b>53,514</b>	<b>132,203</b>	<b>398,957</b>	<b>642,756</b>	<b>510,553</b>	<b>386%</b>
<b>Total Revenue</b>	<b>2,282,640</b>	<b>2,055,578</b>	<b>2,014,634</b>	<b>1,076,525</b>	<b>1,266,243</b>	<b>(748,391)</b>	<b>-37%</b>
Personnel Services	175,138	184,755	202,354	206,242	205,305	2,950	1%
Materials and Services	105,438	134,738	200,836	246,796	240,876	40,040	20%
Capital Outlay	-	-	-	-	-	-	-
<b>Operating Expense</b>	<b>280,577</b>	<b>319,493</b>	<b>403,190</b>	<b>453,038</b>	<b>446,181</b>	<b>42,991</b>	<b>11%</b>
Debt Service	-	-	-	-	-	-	-
Special Payments	-	-	-	-	-	-	-
Transfers	-	-	458,516	-	-	(458,516)	-100%
Contingency	-	-	41,484	-	500,000	458,516	1105%
<b>Total Appropriated</b>	<b>280,577</b>	<b>319,493</b>	<b>903,190</b>	<b>453,038</b>	<b>946,181</b>	<b>42,991</b>	<b>5%</b>
Reserve for Future Expenditures	-	-	1,111,444	-	320,061	(791,383)	-71%
<b>Total Expense</b>	<b>280,577</b>	<b>319,493</b>	<b>2,014,634</b>	<b>453,038</b>	<b>1,266,242</b>	<b>(748,392)</b>	<b>-37%</b>
<b>Revenues Less Expenses</b>	<b>2,002,064</b>	<b>1,736,084</b>	<b>-</b>	<b>623,487</b>	<b>-</b>		

Notes:

Manages tax-foreclosed properties through asset management, government transfers, and public or private sales. We are adapting to revised statutes to remain a self-funded program. Our mission is to efficiently and fairly manage the portfolio, including disposition and surplus fund distribution. We value stewardship, accountability, integrity, equity, and community in all we do, ensuring the program remains a vital resource for property-related expenses and liability management.



	<u>Budget-to-Budget:</u>						
	FY23-24	FY24-25	FY25-26	FY25-26	FY26-27	\$	%
	Actuals	Actuals	Amended Budget	Projected Year-End	Budget	Variance	Variance
<b>Beginning Fund Balance</b>	-	-	-	-	-	-	-
Taxes	-	-	-	-	-	-	-
Federal, State, Local, All Other Gifts	56,523	89,390	-	-	-	-	-
Charges, Fees, License, Permits, Fines	702,290	656,938	1,230,185	1,037,379	1,143,554	(86,631)	-7%
Revenue from Bonds & Other Debts	-	-	-	-	-	-	-
All Other Revenue Resources	920	5	-	15	40,000	40,000	-
Other Interfund Transfers	-	-	-	-	-	-	-
General Fund Support	286,055	358,281	426,209	426,210	438,996	12,787	3%
<b>Operating Revenue</b>	<b>1,045,788</b>	<b>1,104,614</b>	<b>1,656,394</b>	<b>1,463,604</b>	<b>1,622,550</b>	<b>(33,844)</b>	<b>-2%</b>
<b>Total Revenue</b>	<b>1,045,788</b>	<b>1,104,614</b>	<b>1,656,394</b>	<b>1,463,604</b>	<b>1,622,550</b>	<b>(33,844)</b>	<b>-2%</b>
Personnel Services	786,194	851,893	1,397,829	1,213,812	1,302,409	(95,420)	-7%
Materials and Services	259,594	252,721	258,564	249,791	290,141	31,577	12%
Capital Outlay	-	-	-	-	30,000	30,000	-
<b>Operating Expense</b>	<b>1,045,788</b>	<b>1,104,614</b>	<b>1,656,394</b>	<b>1,463,603</b>	<b>1,622,550</b>	<b>(33,843)</b>	<b>-2%</b>
Debt Service	-	-	-	-	-	-	-
Special Payments	-	-	-	-	-	-	-
Transfers	-	-	-	-	-	-	-
Contingency	-	-	-	-	-	-	-
<b>Total Appropriated</b>	<b>1,045,788</b>	<b>1,104,614</b>	<b>1,656,394</b>	<b>1,463,603</b>	<b>1,622,550</b>	<b>(33,843)</b>	<b>-2%</b>
Reserve for Future Expenditures	-	-	-	-	-	-	-
<b>Total Expense</b>	<b>1,045,788</b>	<b>1,104,614</b>	<b>1,656,394</b>	<b>1,463,603</b>	<b>1,622,550</b>	<b>(33,843)</b>	<b>-2%</b>
<b>Revenues Less Expenses</b>	-	-	-	-	-	-	-

Notes:  
 County Surveyor office will continue to experience change in the coming year. New leadership, adjustments to processes, and pending retirements will all contribute to the change. Succession planning and training remain fundamentally important. PLC work will be restarting with the anticipated fee increase and development review levels are uncertain as always. Staffing needs to be closely reviewed to ensure appropriate service levels.



**600205-Public Land Corner**  
 BCC Priority Alignment: Vibrant Economy  
 Program Budget Summary

	<u>Budget-to-Budget:</u>						
	FY23-24	FY24-25	FY25-26	FY25-26	FY26-27	\$	%
	Actuals	Actuals	Amended Budget	Projected Year-End	Budget	Variance	Variance
<b>Beginning Fund Balance</b>	<b>942,121</b>	<b>384,893</b>	<b>1,347</b>	<b>8,495</b>	<b>104,417</b>	<b>103,070</b>	<b>7652%</b>
Taxes	-	-	-	-	-	-	-
Federal, State, Local, All Other Gifts	-	-	-	-	-	-	-
Charges, Fees, License, Permits, Fines	470,837	504,304	395,000	424,910	1,296,000	901,000	228%
Revenue from Bonds & Other Debts	-	-	-	-	-	-	-
All Other Revenue Resources	26,466	9,737	-	2,960	2,490	2,490	-
Other Interfund Transfers	-	-	-	-	-	-	-
General Fund Support	-	-	-	-	-	-	-
<b>Operating Revenue</b>	<b>497,303</b>	<b>514,041</b>	<b>395,000</b>	<b>427,870</b>	<b>1,298,490</b>	<b>903,490</b>	<b>229%</b>
<b>Total Revenue</b>	<b>1,439,424</b>	<b>898,934</b>	<b>396,347</b>	<b>436,365</b>	<b>1,402,907</b>	<b>1,006,560</b>	<b>254%</b>
Personnel Services	851,805	687,705	2,687	2,687	-	(2,687)	-100%
Materials and Services	202,726	202,733	356,479	329,262	378,919	22,440	6%
Capital Outlay	-	-	-	-	30,000	30,000	-
<b>Operating Expense</b>	<b>1,054,531</b>	<b>890,438</b>	<b>359,165</b>	<b>331,948</b>	<b>408,919</b>	<b>49,754</b>	<b>14%</b>
Debt Service	-	-	-	-	-	-	-
Special Payments	-	-	-	-	-	-	-
Transfers	-	-	-	-	-	-	-
Contingency	-	-	37,182	-	204,460	167,278	450%
<b>Total Appropriated</b>	<b>1,054,531</b>	<b>890,438</b>	<b>396,347</b>	<b>331,948</b>	<b>613,379</b>	<b>217,031</b>	<b>55%</b>
Reserve for Future Expenditures	-	-	-	-	789,528	789,528	-
<b>Total Expense</b>	<b>1,054,531</b>	<b>890,438</b>	<b>396,347</b>	<b>331,948</b>	<b>1,402,907</b>	<b>1,173,837</b>	<b>296%</b>
<b>Revenues Less Expenses</b>	<b>384,893</b>	<b>8,495</b>	<b>-</b>	<b>104,417</b>	<b>-</b>		

Notes:

Upcoming Audit results will drive the focus of the program rebuilding. FY25-26 recording fee increase from \$10 to \$30 will bring stability by end of FY26-27 and allow additional work in the Public Land Corner program. Deed recordings are expected to be flat. With an expected retirement triggering the loss of institutional knowledge, succession planning and training are critical to keep the program viable. Strategic planning will focus on program modernization.



Budget-to-Budget:

	FY23-24 Actuals	FY24-25 Actuals	FY25-26 Amended Budget	FY25-26 Projected Year-End	FY26-27 Budget	\$ Variance	% Variance
<b>Beginning Fund Balance</b>	<b>390,362</b>	<b>404,964</b>	<b>296,396</b>	<b>308,006</b>	<b>483,594</b>	<b>187,198</b>	<b>63%</b>
Taxes	-	-	-	-	-	-	-
Federal, State, Local, All Other Gifts	12,657	187,471	66,825	-	-	(66,825)	-100%
Charges, Fees, License, Permits, Fines	1,277,880	1,445,579	1,409,755	1,552,580	1,485,760	76,005	5%
Revenue from Bonds & Other Debts	-	-	-	-	-	-	-
All Other Revenue Resources	-	(120)	-	30,075	9,600	9,600	-
Other Interfund Transfers	-	-	-	-	-	-	-
General Fund Support	1,891,539	1,966,768	2,688,514	2,688,514	2,641,546	(46,968)	-2%
<b>Operating Revenue</b>	<b>3,182,075</b>	<b>3,599,698</b>	<b>4,165,094</b>	<b>4,271,169</b>	<b>4,136,906</b>	<b>(28,188)</b>	<b>-1%</b>
<b>Total Revenue</b>	<b>3,572,437</b>	<b>4,004,662</b>	<b>4,461,490</b>	<b>4,579,175</b>	<b>4,620,500</b>	<b>159,010</b>	<b>4%</b>
Personnel Services	1,770,557	2,126,453	2,342,137	2,289,097	2,440,344	98,207	4%
Materials and Services	1,396,915	1,570,203	1,967,978	1,806,484	1,968,636	658	0%
Capital Outlay	-	-	-	-	12,000	12,000	-
<b>Operating Expense</b>	<b>3,167,473</b>	<b>3,696,656</b>	<b>4,310,115</b>	<b>4,095,581</b>	<b>4,420,980</b>	<b>110,865</b>	<b>3%</b>
Debt Service	-	-	-	-	-	-	-
Special Payments	-	-	-	-	-	-	-
Transfers	-	-	-	-	-	-	-
Contingency	-	-	151,375	-	199,521	48,146	32%
<b>Total Appropriated</b>	<b>3,167,473</b>	<b>3,696,656</b>	<b>4,461,490</b>	<b>4,095,581</b>	<b>4,620,501</b>	<b>159,011</b>	<b>4%</b>
Reserve for Future Expenditures	-	-	-	-	-	-	-
<b>Total Expense</b>	<b>3,167,473</b>	<b>3,696,656</b>	<b>4,461,490</b>	<b>4,095,581</b>	<b>4,620,501</b>	<b>207,157</b>	<b>5%</b>
<b>Revenues Less Expenses</b>	<b>404,964</b>	<b>308,006</b>	<b>-</b>	<b>483,594</b>	<b>-</b>		

Notes:

The primary function of Current Planning is to administer the zoning code by responding to public inquiries and processing land use permits. Staff turnover continues to present challenges for workload management. With the implementation of online application submittal at the end of FY25-26, a uniform permitting platform exists across the Development Services programs. In FY26-27, Current Planning will focus on refining its use of the new platform to maximize efficiency and enhance customer service.



Budget-to-Budget:

	FY23-24 Actuals	FY24-25 Actuals	FY25-26 Amended Budget	FY25-26 Projected Year-End	FY26-27 Budget	\$ Variance	% Variance
<b>Beginning Fund Balance</b>	<b>10,297,726</b>	<b>8,735,014</b>	<b>7,340,635</b>	<b>8,091,130</b>	<b>10,828,161</b>	<b>3,487,526</b>	<b>48%</b>
Taxes	-	-	-	-	-	-	-
Federal, State, Local, All Other Gifts	-	-	-	-	-	-	-
Charges, Fees, License, Permits, Fines	7,121,443	8,281,715	11,449,340	12,480,169	8,668,447	(2,780,893)	-24%
Revenue from Bonds & Other Debts	-	-	-	-	-	-	-
All Other Revenue Resources	511,071	648,474	869,753	846,238	902,995	33,242	4%
Other Interfund Transfers	-	-	-	-	-	-	-
General Fund Support	-	-	-	-	-	-	-
<b>Operating Revenue</b>	<b>7,632,514</b>	<b>8,930,188</b>	<b>12,319,093</b>	<b>13,326,407</b>	<b>9,571,442</b>	<b>(2,747,651)</b>	<b>-22%</b>
<b>Total Revenue</b>	<b>17,930,241</b>	<b>17,665,203</b>	<b>19,659,728</b>	<b>21,417,537</b>	<b>20,399,603</b>	<b>739,875</b>	<b>4%</b>
Personnel Services	5,925,809	6,242,430	7,319,681	7,333,844	8,056,870	737,189	10%
Materials and Services	3,202,531	3,234,434	3,195,001	3,146,882	3,424,176	229,175	7%
Capital Outlay	66,886	97,208	129,000	108,650	120,000	(9,000)	-7%
<b>Operating Expense</b>	<b>9,195,227</b>	<b>9,574,072</b>	<b>10,643,682</b>	<b>10,589,376</b>	<b>11,601,046</b>	<b>957,364</b>	<b>9%</b>
Debt Service	-	-	-	-	-	-	-
Special Payments	-	-	-	-	-	-	-
Transfers	-	-	-	-	-	-	-
Contingency	-	-	2,629,000	-	5,800,523	3,171,523	121%
<b>Total Appropriated</b>	<b>9,195,227</b>	<b>9,574,072</b>	<b>13,272,682</b>	<b>10,589,376</b>	<b>17,401,570</b>	<b>4,128,888</b>	<b>31%</b>
Reserve for Future Expenditures	-	-	6,387,046	-	2,998,033	(3,389,013)	-53%
<b>Total Expense</b>	<b>9,195,227</b>	<b>9,574,072</b>	<b>19,659,728</b>	<b>10,589,376</b>	<b>20,399,603</b>	<b>3,911,398</b>	<b>20%</b>
<b>Revenues Less Expenses</b>	<b>8,735,014</b>	<b>8,091,130</b>	<b>-</b>	<b>10,828,161</b>	<b>-</b>		

Notes:

Commercial development has remained strong and multiple large projects have been issued. Residential permits are steady with mostly remodels and additions. With the increase in large commercial projects, we have entered into an IGA with the City of Portland for plan review services. We have entered into a contract for 3rd party plan review/ inspections services. Milwaukie has taken their electrical program which will effect our electrical team and budget. Implemented new erosion control program.



	<u>Budget-to-Budget:</u>						
	FY23-24	FY24-25	FY25-26	FY25-26	FY26-27	\$	%
	Actuals	Actuals	Amended Budget	Projected Year-End	Budget	Variance	Variance
<b>Beginning Fund Balance</b>	<b>667,776</b>	<b>574,612</b>	<b>349,909</b>	<b>323,819</b>	<b>320,071</b>	<b>(29,838)</b>	<b>-9%</b>
Taxes	-	-	-	-	-	-	-
Federal, State, Local, All Other Gifts	24,690	18,597	-	-	-	-	-
Charges, Fees, License, Permits, Fines	838,403	796,199	1,287,225	1,295,009	1,485,302	198,077	15%
Revenue from Bonds & Other Debts	-	-	-	-	-	-	-
All Other Revenue Resources	23,032	-	25,000	25,410	15,980	(9,020)	-36%
Other Interfund Transfers	-	-	-	-	-	-	-
General Fund Support	-	-	-	-	-	-	-
<b>Operating Revenue</b>	<b>886,125</b>	<b>814,796</b>	<b>1,312,225</b>	<b>1,320,419</b>	<b>1,501,282</b>	<b>189,057</b>	<b>14%</b>
<b>Total Revenue</b>	<b>1,553,901</b>	<b>1,389,409</b>	<b>1,662,134</b>	<b>1,644,238</b>	<b>1,821,353</b>	<b>159,219</b>	<b>10%</b>
Personnel Services	724,325	725,830	992,423	972,571	1,056,798	64,375	6%
Materials and Services	254,964	339,760	283,791	351,596	347,881	64,090	23%
Capital Outlay	-	-	53,000	-	-	(53,000)	-100%
<b>Operating Expense</b>	<b>979,289</b>	<b>1,065,590</b>	<b>1,329,214</b>	<b>1,324,168</b>	<b>1,404,679</b>	<b>75,464</b>	<b>6%</b>
Debt Service	-	-	-	-	-	-	-
Special Payments	-	-	-	-	-	-	-
Transfers	-	-	-	-	-	-	-
Contingency	-	-	332,920	-	416,674	83,754	25%
<b>Total Appropriated</b>	<b>979,289</b>	<b>1,065,590</b>	<b>1,662,134</b>	<b>1,324,168</b>	<b>1,821,353</b>	<b>159,218</b>	<b>10%</b>
Reserve for Future Expenditures	-	-	-	-	-	-	-
<b>Total Expense</b>	<b>979,289</b>	<b>1,065,590</b>	<b>1,662,134</b>	<b>1,324,168</b>	<b>1,821,353</b>	<b>242,972</b>	<b>15%</b>
<b>Revenues Less Expenses</b>	<b>574,612</b>	<b>323,819</b>	<b>-</b>	<b>320,070</b>	<b>-</b>		

Notes:

Interest rates may be cut in the coming year, but any changes and impact that may have on development activity remain uncertain. The program has been fully staffed since late 2025, permit review timelines have been improving. Additionally, the program is working to streamline its processes and communications to complete work with greater efficiency and allow customers a clearer picture of septic requirements throughout the development process.



**600210-Development Engineering**  
 BCC Priority Alignment: Vibrant Economy  
 Program Budget Summary

Budget-to-Budget:

	FY23-24 Actuals	FY24-25 Actuals	FY25-26 Amended Budget	FY25-26 Projected Year-End	FY26-27 Budget	\$ Variance	% Variance
<b>Beginning Fund Balance</b>	-	-	-	-	-	-	-
Taxes	-	-	-	-	-	-	-
Federal, State, Local, All Other Gifts	1,746,939	1,915,851	2,395,411	2,232,005	2,538,995	143,584	6%
Charges, Fees, License, Permits, Fines	1,009,321	929,844	812,558	848,344	836,590	24,032	3%
Revenue from Bonds & Other Debts	-	-	-	-	-	-	-
All Other Revenue Resources	-	4,096	11,500	14,875	-	(11,500)	-100%
Other Interfund Transfers	-	27	-	-	-	-	-
General Fund Support	-	-	-	-	-	-	-
<b>Operating Revenue</b>	<b>2,756,260</b>	<b>2,849,818</b>	<b>3,219,469</b>	<b>3,095,224</b>	<b>3,375,585</b>	<b>156,116</b>	<b>5%</b>
<b>Total Revenue</b>	<b>2,756,260</b>	<b>2,849,818</b>	<b>3,219,469</b>	<b>3,095,224</b>	<b>3,375,585</b>	<b>156,116</b>	<b>5%</b>
Personnel Services	2,275,009	2,326,056	2,606,900	2,443,998	2,891,060	284,160	11%
Materials and Services	419,537	509,383	559,569	608,226	484,526	(75,043)	-13%
Capital Outlay	61,714	14,379	53,000	43,000	-	(53,000)	-100%
<b>Operating Expense</b>	<b>2,756,260</b>	<b>2,849,818</b>	<b>3,219,469</b>	<b>3,095,224</b>	<b>3,375,585</b>	<b>156,116</b>	<b>5%</b>
Debt Service	-	-	-	-	-	-	-
Special Payments	-	-	-	-	-	-	-
Transfers	-	-	-	-	-	-	-
Contingency	-	-	-	-	-	-	-
<b>Total Appropriated</b>	<b>2,756,260</b>	<b>2,849,818</b>	<b>3,219,469</b>	<b>3,095,224</b>	<b>3,375,585</b>	<b>156,116</b>	<b>5%</b>
Reserve for Future Expenditures	-	-	-	-	-	-	-
<b>Total Expense</b>	<b>2,756,260</b>	<b>2,849,818</b>	<b>3,219,469</b>	<b>3,095,224</b>	<b>3,375,585</b>	<b>156,116</b>	<b>5%</b>
<b>Revenues Less Expenses</b>	-	-	-	-	-	-	-

Notes:

We continue to monitor fluctuations in permit activity due factors such as interest rates, material availability, land prices, and labor costs. Several large projects began in FY25-26; however, we are not anticipating the same revenue increase in FY26-27. A new position has been added to the program which will assist in improving the department wide records management process. The salary and benefits for the Street Lighting District Specialist is no longer captured in this budget.



**600404-Long Range Planning**  
**BCC Priority Alignment: Vibrant Economy**  
**Program Budget Summary**

Budget-to-Budget:

	FY23-24 Actuals	FY24-25 Actuals	FY25-26 Amended Budget	FY25-26 Projected Year-End	FY26-27 Budget	\$ Variance	% Variance
<b>Beginning Fund Balance</b>	-	40,933	163,574	163,574	32,007	(131,567)	-80%
Taxes	-	-	-	-	-	-	-
Federal, State, Local, All Other Gifts	900,626	1,127,135	4,035,153	2,911,443	2,907,883	(1,127,270)	-28%
Charges, Fees, License, Permits, Fines	461,398	538,311	751,575	437,000	461,972	(289,603)	-39%
Revenue from Bonds & Other Debts	-	-	-	-	-	-	-
All Other Revenue Resources	1,060	-	-	150,000	300,000	300,000	-
Other Interfund Transfers	-	-	-	-	50,000	50,000	-
General Fund Support	295,776	532,408	188,391	188,391	321,666	133,275	71%
<b>Operating Revenue</b>	<b>1,658,860</b>	<b>2,197,854</b>	<b>4,975,119</b>	<b>3,686,834</b>	<b>4,041,521</b>	<b>(933,598)</b>	<b>-19%</b>
<b>Total Revenue</b>	<b>1,658,860</b>	<b>2,238,787</b>	<b>5,138,693</b>	<b>3,850,408</b>	<b>4,073,528</b>	<b>(1,065,165)</b>	<b>-21%</b>
Personnel Services	1,189,248	1,454,704	1,590,382	1,587,432	1,683,502	93,120	6%
Materials and Services	428,679	620,510	3,398,308	2,230,969	2,290,077	(1,108,231)	-33%
Capital Outlay	-	-	-	-	-	-	-
<b>Operating Expense</b>	<b>1,617,927</b>	<b>2,075,213</b>	<b>4,988,690</b>	<b>3,818,401</b>	<b>3,973,579</b>	<b>(1,015,111)</b>	<b>-20%</b>
Debt Service	-	-	-	-	-	-	-
Special Payments	-	-	-	-	-	-	-
Transfers	-	-	-	-	-	-	-
Contingency	-	-	150,002	-	99,950	(50,052)	-33%
<b>Total Appropriated</b>	<b>1,617,927</b>	<b>2,075,213</b>	<b>5,138,692</b>	<b>3,818,401</b>	<b>4,073,529</b>	<b>(1,065,163)</b>	<b>-21%</b>
Reserve for Future Expenditures	-	-	-	-	-	-	-
<b>Total Expense</b>	<b>1,617,927</b>	<b>2,075,213</b>	<b>5,138,692</b>	<b>3,818,401</b>	<b>4,073,529</b>	<b>(1,115,215)</b>	<b>-22%</b>
<b>Revenues Less Expenses</b>	<b>40,933</b>	<b>163,574</b>	<b>-</b>	<b>32,007</b>	<b>-</b>		

Notes:

Outcomes of the ZDO Diagnostic Report will be implemented. The clear and objective standards project will continue into 2027. For Transportation Planning, the Transportation System Plan update will be completed; the I-205 Multiuse Path Alternatives project will be underway, and the Transit Development Plan updated. The ADA Transition Plan will be started and a Shared Streets project implemented.



**600405-Regional Policy Coordination**  
 BCC Priority Alignment: Vibrant Economy  
 Program Budget Summary

	<u>Budget-to-Budget:</u>						
	FY23-24	FY24-25	FY25-26	FY25-26	FY26-27	\$	%
	Actuals	Actuals	Amended Budget	Projected Year-End	Budget	Variance	Variance
<b>Beginning Fund Balance</b>	-	-	-	-	-	-	-
Taxes	-	-	-	-	-	-	-
Federal, State, Local, All Other Gifts	1,731,070	2,099,778	1,864,024	1,343,840	1,270,211	(593,813)	-32%
Charges, Fees, License, Permits, Fines	-	-	-	157,740	483,920	483,920	-
Revenue from Bonds & Other Debts	-	-	-	-	-	-	-
All Other Revenue Resources	-	-	-	-	-	-	-
Other Interfund Transfers	-	-	-	-	-	-	-
General Fund Support	-	-	-	-	-	-	-
<b>Operating Revenue</b>	<b>1,731,070</b>	<b>2,099,778</b>	<b>1,864,024</b>	<b>1,501,580</b>	<b>1,754,131</b>	<b>(109,893)</b>	<b>-6%</b>
<b>Total Revenue</b>	<b>1,731,070</b>	<b>2,099,778</b>	<b>1,864,024</b>	<b>1,501,580</b>	<b>1,754,131</b>	<b>(109,893)</b>	<b>-6%</b>
Personnel Services	214,334	421,782	698,479	683,867	718,222	19,744	3%
Materials and Services	1,516,736	1,642,748	1,165,545	817,713	1,035,908	(129,637)	-11%
Capital Outlay	-	35,248	-	-	-	-	-
<b>Operating Expense</b>	<b>1,731,070</b>	<b>2,099,778</b>	<b>1,864,024</b>	<b>1,501,580</b>	<b>1,754,130</b>	<b>(109,893)</b>	<b>-6%</b>
Debt Service	-	-	-	-	-	-	-
Special Payments	-	-	-	-	-	-	-
Transfers	-	-	-	-	-	-	-
Contingency	-	-	-	-	-	-	-
<b>Total Appropriated</b>	<b>1,731,070</b>	<b>2,099,778</b>	<b>1,864,024</b>	<b>1,501,580</b>	<b>1,754,130</b>	<b>(109,893)</b>	<b>-6%</b>
Reserve for Future Expenditures	-	-	-	-	-	-	-
<b>Total Expense</b>	<b>1,731,070</b>	<b>2,099,778</b>	<b>1,864,024</b>	<b>1,501,580</b>	<b>1,754,130</b>	<b>(109,893)</b>	<b>-6%</b>
<b>Revenues Less Expenses</b>	-	-	-	-	-	-	-

Notes:

State/Regional/Local coordination on significant issues, such as transportation funding and land availability. Project management for significant projects; with approximately \$230K programmed for the Sunrise Gateway Corridor Community Visioning project. Partner with Ec Dev on a Land Suitability Analysis and other initiatives. Partner with PGA on State/Federal legislative engagement and strategy development for department priorities. Secure local, state and federal funding for all DTD programs.



**600406-Office of Economic Development**  
 BCC Priority Alignment: Vibrant Economy  
 Program Budget Summary

	<u>Budget-to-Budget:</u>						
	FY23-24	FY24-25	FY25-26	FY25-26	FY26-27	\$	%
	Actuals	Actuals	Amended Budget	Projected Year-End	Budget	Variance	Variance
<b>Beginning Fund Balance</b>	<b>6,331,402</b>	<b>7,890,700</b>	<b>8,515,091</b>	<b>8,721,247</b>	<b>10,086,071</b>	<b>1,570,980</b>	<b>18%</b>
Taxes	-	-	-	-	-	-	-
Federal, State, Local, All Other Gifts	2,750,453	2,771,310	2,750,500	2,856,500	3,224,500	474,000	17%
Charges, Fees, License, Permits, Fines	11,899	1,227	5,000	1,291	2,400	(2,600)	-52%
Revenue from Bonds & Other Debts	-	-	-	-	-	-	-
All Other Revenue Resources	401,118	485,231	403,290	473,290	462,290	59,000	15%
Other Interfund Transfers	-	-	-	3,600,000	2,500,000	2,500,000	-
General Fund Support	-	-	-	-	-	-	-
<b>Operating Revenue</b>	<b>3,163,470</b>	<b>3,257,767</b>	<b>3,158,790</b>	<b>6,931,081</b>	<b>6,189,190</b>	<b>3,030,400</b>	<b>96%</b>
<b>Total Revenue</b>	<b>9,494,872</b>	<b>11,148,467</b>	<b>11,673,881</b>	<b>15,652,328</b>	<b>16,275,261</b>	<b>4,601,380</b>	<b>39%</b>
Personnel Services	530,100	823,861	907,324	884,213	1,027,314	119,990	13%
Materials and Services	574,072	603,360	1,459,669	1,182,044	2,197,288	737,619	51%
Capital Outlay	-	-	-	-	-	-	-
<b>Operating Expense</b>	<b>1,104,172</b>	<b>1,427,221</b>	<b>2,366,993</b>	<b>2,066,257</b>	<b>3,224,602</b>	<b>857,609</b>	<b>36%</b>
Debt Service	-	-	-	-	-	-	-
Special Payments	500,000	1,000,000	1,100,000	1,000,000	1,900,000	800,000	73%
Transfers	-	-	-	2,500,000	2,500,000	2,500,000	-
Contingency	-	-	1,500,000	-	2,506,150	1,006,150	67%
<b>Total Appropriated</b>	<b>1,604,172</b>	<b>2,427,221</b>	<b>4,966,993</b>	<b>5,566,257</b>	<b>10,130,752</b>	<b>5,163,759</b>	<b>104%</b>
Reserve for Future Expenditures	-	-	6,706,888	-	6,144,509	(562,379)	-8%
<b>Total Expense</b>	<b>1,604,172</b>	<b>2,427,221</b>	<b>11,673,881</b>	<b>5,566,257</b>	<b>16,275,261</b>	<b>8,107,530</b>	<b>69%</b>
<b>Revenues Less Expenses</b>	<b>7,890,700</b>	<b>8,721,247</b>	<b>-</b>	<b>10,086,071</b>	<b>-</b>		

Notes:

Perform 3rd year Economic Landscape Analysis. Complete Economic Opportunity Analysis tie into the Industrial Land study including city buildable lands inventory. Perform workforce analysis. Perform childcare analysis. Perform small business outreach in Sunrise Corridor. Administer 2nd year Business Development Grant program. Administer Tourism Grant program. Manage Forums and industry meetings to make informed decisions. Perform Cross Laminated Timber Industry analysis to understand emerging sector needs.



**800701-County Event Center**  
 BCC Priority Alignment: Not Applicable  
 Program Budget Summary

Budget-to-Budget:

	FY23-24 Actuals	FY24-25 Actuals	FY25-26 Amended Budget	FY25-26 Projected Year-End	FY26-27 Budget	\$ Variance	% Variance
<b>Beginning Fund Balance</b>	<b>956,273</b>	<b>1,176,149</b>	<b>1,193,730</b>	<b>1,342,299</b>	<b>2,918,666</b>	<b>1,724,936</b>	<b>144%</b>
Taxes	-	-	-	-	-	-	-
Federal, State, Local, All Other Gifts	607,232	3,876,051	9,921,744	6,102,527	1,579,750	(8,341,994)	-84%
Charges, Fees, License, Permits, Fines	703,920	804,848	794,850	792,750	856,884	62,034	8%
Revenue from Bonds & Other Debts	-	-	1,856,423	2,475,000	25,000	(1,831,423)	-99%
All Other Revenue Resources	1,457,722	1,688,665	2,886,000	2,026,000	2,906,436	20,436	1%
Other Interfund Transfers	589,230	615,745	632,000	3,134,217	3,150,500	2,518,500	398%
General Fund Support	-	-	-	-	-	-	-
<b>Operating Revenue</b>	<b>3,358,103</b>	<b>6,985,308</b>	<b>16,091,017</b>	<b>14,530,494</b>	<b>8,518,570</b>	<b>(7,572,447)</b>	<b>-47%</b>
<b>Total Revenue</b>	<b>4,314,377</b>	<b>8,161,457</b>	<b>17,284,747</b>	<b>15,872,793</b>	<b>11,437,236</b>	<b>(5,847,511)</b>	<b>-34%</b>
Personnel Services	1,083,508	1,100,455	1,094,983	1,221,235	1,206,599	111,616	10%
Materials and Services	1,699,531	1,750,518	1,662,750	1,682,400	1,691,368	28,618	2%
Capital Outlay	355,188	3,968,186	13,272,000	7,550,492	5,701,452	(7,570,548)	-57%
<b>Operating Expense</b>	<b>3,138,227</b>	<b>6,819,159</b>	<b>16,029,733</b>	<b>10,454,127</b>	<b>8,599,419</b>	<b>(7,430,314)</b>	<b>-46%</b>
Debt Service	-	-	-	-	250,248	250,248	-
Special Payments	-	-	-	-	-	-	-
Transfers	-	-	-	2,500,000	2,500,000	2,500,000	-
Contingency	-	-	1,255,014	-	87,570	(1,167,444)	-93%
<b>Total Appropriated</b>	<b>3,138,227</b>	<b>6,819,159</b>	<b>17,284,747</b>	<b>12,954,127</b>	<b>11,437,237</b>	<b>(5,847,510)</b>	<b>-34%</b>
Reserve for Future Expenditures	-	-	-	-	-	-	-
<b>Total Expense</b>	<b>3,138,227</b>	<b>6,819,159</b>	<b>17,284,747</b>	<b>12,954,127</b>	<b>11,437,237</b>	<b>(4,514,954)</b>	<b>-26%</b>
<b>Revenues Less Expenses</b>	<b>1,176,149</b>	<b>1,342,299</b>	<b>-</b>	<b>2,918,666</b>	<b>-</b>		

Notes:  
None



8007-Misc/Pass-Through

800703-Tax Title Land

BCC Priority Alignment: Not Applicable

Program Budget Summary

Budget-to-Budget:

	FY23-24 Actuals	FY24-25 Actuals	FY25-26 Amended Budget	FY25-26 Projected Year-End	FY26-27 Budget	\$ Variance	% Variance
<b>Beginning Fund Balance</b>	136,815	252,290	862,586	1,426,481	-	(862,586)	-100%
Taxes	-	-	-	-	-	-	-
Federal, State, Local, All Other Gifts	-	-	-	-	-	-	-
Charges, Fees, License, Permits, Fines	-	-	14,000	-	-	(14,000)	-100%
Revenue from Bonds & Other Debts	-	-	-	-	-	-	-
All Other Revenue Resources	222,236	118,767	787,731	608,231	-	(787,731)	-100%
Other Interfund Transfers	-	-	924,920	466,404	-	(924,920)	-100%
General Fund Support	-	-	-	-	-	-	-
<b>Operating Revenue</b>	<b>222,236</b>	<b>118,767</b>	<b>1,726,651</b>	<b>1,074,635</b>	-	<b>(1,726,651)</b>	<b>-100%</b>
<b>Total Revenue</b>	<b>359,051</b>	<b>371,057</b>	<b>2,589,237</b>	<b>2,501,116</b>	-	<b>(2,589,237)</b>	<b>-100%</b>
Personnel Services	-	-	-	-	-	-	-
Materials and Services	3,495	3,092	2,469,604	2,469,404	-	(2,469,604)	-100%
Capital Outlay	-	-	-	-	-	-	-
<b>Operating Expense</b>	<b>3,495</b>	<b>3,092</b>	<b>2,469,604</b>	<b>2,469,404</b>	-	<b>(2,469,604)</b>	<b>-100%</b>
Debt Service	-	-	-	-	-	-	-
Special Payments	-	-	-	-	-	-	-
Transfers	103,266	-	119,633	31,712	-	(119,633)	-100%
Contingency	-	-	-	-	-	-	-
<b>Total Appropriated</b>	<b>106,761</b>	<b>3,092</b>	<b>2,589,237</b>	<b>2,501,116</b>	-	<b>(2,589,237)</b>	<b>-100%</b>
Reserve for Future Expenditures	-	-	-	-	-	-	-
<b>Total Expense</b>	<b>106,761</b>	<b>3,092</b>	<b>2,589,237</b>	<b>2,501,116</b>	-	<b>(2,708,870)</b>	<b>-105%</b>
<b>Revenues Less Expenses</b>	252,290	367,965	-	-	-		

Notes:

DTD will be closing this program out at the end of FY25-26.



**800704-\$ Coll On Behalf of Other Agcy**  
 BCC Priority Alignment: Not Applicable  
 Program Budget Summary

	<u>Budget-to-Budget:</u>						
	FY23-24	FY24-25	FY25-26	FY25-26	FY26-27	\$	%
	Actuals	Actuals	Amended Budget	Projected Year-End	Budget	Variance	Variance
<b>Beginning Fund Balance</b>	-	-	-	-	-	-	-
Taxes	-	-	-	-	-	-	-
Federal, State, Local, All Other Gifts	16,300	2,200	-	-	-	-	-
Charges, Fees, License, Permits, Fines	2,317,949	2,587,322	3,000,258	3,173,450	3,271,420	271,162	9%
Revenue from Bonds & Other Debts	-	-	-	-	-	-	-
All Other Revenue Resources	-	-	-	-	-	-	-
Other Interfund Transfers	-	-	-	-	-	-	-
General Fund Support	-	-	-	-	-	-	-
<b>Operating Revenue</b>	<b>2,334,249</b>	<b>2,589,522</b>	<b>3,000,258</b>	<b>3,173,450</b>	<b>3,271,420</b>	<b>271,162</b>	<b>9%</b>
<b>Total Revenue</b>	<b>2,334,249</b>	<b>2,589,522</b>	<b>3,000,258</b>	<b>3,173,450</b>	<b>3,271,420</b>	<b>271,162</b>	<b>9%</b>
Personnel Services	-	-	-	-	-	-	-
Materials and Services	-	-	-	-	-	-	-
Capital Outlay	-	-	-	-	-	-	-
<b>Operating Expense</b>	<b>-</b>	<b>-</b>	<b>-</b>	<b>-</b>	<b>-</b>	<b>-</b>	<b>-</b>
Debt Service	-	-	-	-	-	-	-
Special Payments	2,334,249	2,589,522	3,000,258	3,173,450	3,271,420	271,162	9%
Transfers	-	-	-	-	-	-	-
Contingency	-	-	-	-	-	-	-
<b>Total Appropriated</b>	<b>2,334,249</b>	<b>2,589,522</b>	<b>3,000,258</b>	<b>3,173,450</b>	<b>3,271,420</b>	<b>271,162</b>	<b>9%</b>
Reserve for Future Expenditures	-	-	-	-	-	-	-
<b>Total Expense</b>	<b>2,334,249</b>	<b>2,589,522</b>	<b>3,000,258</b>	<b>3,173,450</b>	<b>3,271,420</b>	<b>271,162</b>	<b>9%</b>
<b>Revenues Less Expenses</b>	<b>-</b>	<b>-</b>	<b>-</b>	<b>-</b>	<b>-</b>	<b>-</b>	<b>-</b>

Notes:  
None



**800705-Countywide TSDC**  
 BCC Priority Alignment: Not Applicable  
 Program Budget Summary

Budget-to-Budget:

	FY23-24 Actuals	FY24-25 Actuals	FY25-26 Amended Budget	FY25-26 Projected Year-End	FY26-27 Budget	\$ Variance	% Variance
<b>Beginning Fund Balance</b>	<b>17,417,119</b>	<b>19,425,925</b>	<b>18,681,412</b>	<b>20,092,991</b>	<b>14,426,265</b>	<b>(4,255,147)</b>	<b>-23%</b>
Taxes	-	-	-	-	-	-	-
Federal, State, Local, All Other Gifts	-	-	-	-	-	-	-
Charges, Fees, License, Permits, Fines	2,455,753	1,529,298	2,014,550	1,294,180	1,294,180	(720,370)	-36%
Revenue from Bonds & Other Debts	-	-	-	-	-	-	-
All Other Revenue Resources	749,169	935,080	685,000	919,420	661,980	(23,020)	-3%
Other Interfund Transfers	-	-	-	-	-	-	-
General Fund Support	-	-	-	-	-	-	-
<b>Operating Revenue</b>	<b>3,204,922</b>	<b>2,464,378</b>	<b>2,699,550</b>	<b>2,213,600</b>	<b>1,956,160</b>	<b>(743,390)</b>	<b>-28%</b>
<b>Total Revenue</b>	<b>20,622,041</b>	<b>21,890,303</b>	<b>21,380,962</b>	<b>22,306,591</b>	<b>16,382,425</b>	<b>(4,998,537)</b>	<b>-23%</b>
Personnel Services	-	-	-	-	-	-	-
Materials and Services	307,168	322,341	508,114	403,782	497,700	(10,414)	-2%
Capital Outlay	-	-	-	-	-	-	-
<b>Operating Expense</b>	<b>307,168</b>	<b>322,341</b>	<b>508,114</b>	<b>403,782</b>	<b>497,700</b>	<b>(10,414)</b>	<b>-2%</b>
Debt Service	-	-	-	-	-	-	-
Special Payments	-	-	-	-	-	-	-
Transfers	888,948	1,474,971	4,462,937	7,476,544	3,020,371	(1,442,566)	-32%
Contingency	-	-	10,000,000	-	7,250,000	(2,750,000)	-28%
<b>Total Appropriated</b>	<b>1,196,116</b>	<b>1,797,312</b>	<b>14,971,051</b>	<b>7,880,326</b>	<b>10,768,071</b>	<b>(4,202,980)</b>	<b>-28%</b>
Reserve for Future Expenditures	-	-	6,409,911	-	5,614,354	(795,557)	-12%
<b>Total Expense</b>	<b>1,196,116</b>	<b>1,797,312</b>	<b>21,380,962</b>	<b>7,880,326</b>	<b>16,382,425</b>	<b>(9,191,103)</b>	<b>-43%</b>
<b>Revenues Less Expenses</b>	<b>19,425,925</b>	<b>20,092,991</b>	<b>-</b>	<b>14,426,265</b>	<b>-</b>		

Notes:

None



**800706-HV Joint Area TSDC**  
 BCC Priority Alignment: Not Applicable  
 Program Budget Summary

	<u>Budget-to-Budget:</u>						
	FY23-24	FY24-25	FY25-26	FY25-26	FY26-27	\$	%
	Actuals	Actuals	Amended Budget	Projected Year-End	Budget	Variance	Variance
<b>Beginning Fund Balance</b>	1,557,876	1,421,157	1,250,920	1,322,363	911,342	(339,578)	-27%
Taxes	-	-	-	-	-	-	-
Federal, State, Local, All Other Gifts	-	-	-	-	-	-	-
Charges, Fees, License, Permits, Fines	3,004	1,864	1,900	1,900	1,900	-	0%
Revenue from Bonds & Other Debts	-	-	-	-	-	-	-
All Other Revenue Resources	-	-	-	-	-	-	-
Other Interfund Transfers	-	-	-	-	-	-	-
General Fund Support	-	-	-	-	-	-	-
<b>Operating Revenue</b>	<b>3,004</b>	<b>1,864</b>	<b>1,900</b>	<b>1,900</b>	<b>1,900</b>	<b>-</b>	<b>0%</b>
<b>Total Revenue</b>	<b>1,560,880</b>	<b>1,423,022</b>	<b>1,252,820</b>	<b>1,324,263</b>	<b>913,242</b>	<b>(339,578)</b>	<b>-27%</b>
Personnel Services	-	-	-	-	-	-	-
Materials and Services	-	1	-	-	-	-	-
Capital Outlay	-	-	-	-	-	-	-
<b>Operating Expense</b>	<b>-</b>	<b>1</b>	<b>-</b>	<b>-</b>	<b>-</b>	<b>-</b>	<b>-</b>
Debt Service	-	-	-	-	-	-	-
Special Payments	-	-	-	-	-	-	-
Transfers	139,723	100,658	248,734	412,921	216,834	(31,900)	-13%
Contingency	-	-	350,000	-	-	(350,000)	-100%
<b>Total Appropriated</b>	<b>139,723</b>	<b>100,659</b>	<b>598,734</b>	<b>412,921</b>	<b>216,834</b>	<b>(381,900)</b>	<b>-64%</b>
Reserve for Future Expenditures	-	-	654,086	-	-	(654,086)	-100%
<b>Total Expense</b>	<b>139,723</b>	<b>100,659</b>	<b>1,252,820</b>	<b>412,921</b>	<b>216,834</b>	<b>(1,417,886)</b>	<b>-113%</b>
<b>Revenues Less Expenses</b>	<b>1,421,157</b>	<b>1,322,363</b>	<b>-</b>	<b>911,342</b>	<b>696,408</b>		

Notes:  
None



**800708-Dog Services Charitable Fund**  
 BCC Priority Alignment: Not Applicable  
 Program Budget Summary

	<u>Budget-to-Budget:</u>						
	FY23-24	FY24-25	FY25-26	FY25-26	FY26-27	\$	%
	Actuals	Actuals	Amended Budget	Projected Year-End	Budget	Variance	Variance
<b>Beginning Fund Balance</b>			504,160	504,160	468,036		0%
Taxes							-
Federal, State, Local, All Other Gifts							-
Charges, Fees, License, Permits, Fines							-
Revenue from Bonds & Other Debts							-
All Other Revenue Resources		513,268	32,626	33,226	34,416		0%
Other Interfund Transfers							-
General Fund Support							-
<b>Operating Revenue</b>	-	513,268	32,626	33,226	34,416	-	0%
<b>Total Revenue</b>	-	513,268	536,786	537,386	502,452	-	0%
Personnel Services							-
Materials and Services		9,108	8,589	49,350	75,100		0%
Capital Outlay				20,000			-
<b>Operating Expense</b>	-	9,108	8,589	69,350	75,100	-	0%
Debt Service							-
Special Payments							-
Transfers					35,000		-
Non Budgeted Accounts							-
Contingency					100,000		-
Unappropriated Ending Fund Balance							-
<b>Total Appropriated</b>	-	9,108	8,589	69,350	210,100	-	0%
Reserve for Future Expenditures					292,352		-
<b>Total Expense</b>	-	9,108	8,589	69,350	502,452	-	0%
<b>Revenues Less Expenses</b>	-	504,160	528,197	468,036	-		

Notes:  
None



*This page intentionally left blank*

**CLACKAMAS**  
C O U N T Y